

## Anchoring technology

Special products for mechanical anchoring in non-cracked and cracked concrete as well as chemical and thus expansion-pressure-free products for heavy-duty fastening in concrete and masonry






Bringing it together.

# At home in many trades

## Overview of our catalogues

Whether for professional applications on building facades or for anchoring solutions of technical facilities inside the building – EJOT offers the right fastening solution for every application.

Besides our comprehensive General Catalogue Building Fasteners, we offer you further catalogues on our business fields in addition to the individual catalogue Anchoring Technology. Unlike the printed general catalogue, the individual catalogues are available exclusively in digital form.



### General Catalogue Building Fasteners 2023/2024

You can find the current catalogue online as a PDF version.

You can find a digital overview of our catalogues here:



[www.ejot.com/catalogues](http://www.ejot.com/catalogues)

# Product overview

## Screw anchor

### Plastics/steel

SDF-S-8VxL-V	12
SDF-KB-8VxL-V	13
SDF-S-10VxL-V	14
SDF-KB-10VxL-V	16
SDF-S-10HxL-V	18
SDF-KB-10HxL-V	20
SDF-S-14AxL-V	22
SDF-KB-14AxL-V	24
SDP-S-10GxL-V	25
SDP-KB-10GxL-V	26

### Plastics/A4 stainless steel

SDF-S-10HxL-E	18
SDF-KB-10HxL-E	20
SDP-S-10GxL-E	25
SDP-KB-10GxL-E	26

## Double expansion wall anchors

### Plastics/A4 stainless steel

VSD-8UxL-E	28
VSD-2G-8UxL-E	29

## Nail anchors

### Plastics/steel

ND-K V	30
ND-S V	31

## Through bolts

### Steel

BA-V-PLUS	32
-----------	----

### A4 stainless steel

BA-E-PLUS	34
-----------	----

## Drop-in anchors

### Steel

LAL+	27
------	----

## LIEBIG® Safety bolts

### Steel

S	38
B	40
SK	42

## LIEBIG® SUPERPLUS

### Self-undercutting anchors

#### Steel

BLS	44
-----	----

#### A4 stainless steel

BLS A4	45
--------	----

## LIEBIG® SUPERPLUS

### Lightning protection anchors

#### A4 stainless steel

BLS M8-14 A4	46
--------------	----

## LIEBIG® SUPERPLUS

### Step iron anchors

#### A4 stainless steel

BLS M8-14 SD A4	47
-----------------	----

BLS M8-14 SA A4	47
-----------------	----

## Chemical installation

### Injection system

Mortar cartridge USF	48
Mortar cartridge USF winter	50
Mixing nozzle USF	49

### Anchor rods (steel)

AST M8xL V	52
AST M10xL V	52
AST M12xL V	52

### Anchor rods (A4 stainless steel)

AST M8xL E	52
AST M10xL E	52
AST M12xL E	52
AST M16xL E	52

### Mesh sleeves (plastics)

Mesh sleeve USF 12xL	53
Mesh sleeve USF 16xL	53
Mesh sleeve USF 20xL	53

## Concrete screws

### Steel

JC2-FR-6xL	54
JC2-IT-6xL	55
JC2-ST-6xL	56
JC2-KB-6xL	58
JC2-KB-PLUS-8xL	60
JC2-KB-PLUS-10xL	60
JC2-KB-PLUS-14xL	60

## Machinery

### Cordless screwdrivers

ASCM 18 QM Select	63
-------------------	----

### Cordless impact screwdrivers

ASCD 18-300 W2 Select	64
-----------------------	----

### Cordless hammer drills

ABH 18 Select	65
---------------	----

## Tools

### Universal drill SDS plus®

Universal drill SDS-plus	66
--------------------------	----

### Hammer drill SDS plus®

4-edge SDS-plus	67
-----------------	----

### Anti-dust drill bits

Duster Expert SDS-plus	68
------------------------	----

### Bits

Cross recess	69
Hexalobular TX	70

### Socket wrench inserts

Hexagon clamping socket	71
-------------------------	----

### Socket wrenches

Hexagon socket wrench	70
-----------------------	----

### Torque wrenches

1/2" 10-50 Nm	73
---------------	----

### Bags/belts

Tool belt	73
-----------	----

### Installation tools

Installation tools for through bolts	74
Installation tool for drop-in anchors	74

### Applicator guns

AP 420 ml	75
Side by Side AP 345 ml	75

### Other

Cleaning brush	76
Blow-out pumps	77
Corrosion protection spray	77

## Technical abbreviations

Abbreviation	Description	Unit
a	Spacing	mm
$a_p$	Distance between drill hole and armouring	mm
$a_z$	Shell distance / gap	mm
C	Minimum edge distance for $S_{min}$	mm
c	Edge distance	mm
$c_{cr,N}$	Characteristic edge distance	mm
$C_{min}$	Minimum edge distance	mm
$d_0$	Nominal drill diameter / drill hole diameter	mm
$d_{cut}$	Cutting diameter of the drill bit	mm
$d_f$	Diameter of the through hole in the attachment	mm
$d_k$	Diameter cone	mm
$d_{nom}$	Effective external diameter	mm
f	Thread length in the anchor	mm
$f_{ck}$	Nominal characteristic compressive strength	N/mm <sup>2</sup>
$f_{max}$	Maximum installation depth	mm
$f_{min}$	Minimum installation depth	mm
$F_{Rk}$	Characteristic resistance	kN
$F_{zul}$	Permitted load	kN
h	Component thickness	mm
$h_1$	Drill hole depth to deepest point	mm
$h_a$	Thickness of the outer sheet	mm
$h_{ef}$	Installation depth in the load-bearing layer.	mm
$h_{ef}$	Effective anchorage depth	mm
$h_{nom}$	Nominal embedment depth	mm
k	Height of cone	mm

Abbreviation	Description	Unit
L	Length	mm
$l_d$	Anchor length	mm
$L_s$	Thread length in the anchor	mm
$M_{Rk}$	Bending moment	Nm
$M_{zul}$	Admissible bending moment	Nm
$N_{rec}$	Recommended tensile capacity	kN
$N_{Rk}$	Characteristic resistance	kN
S	Minimum centre distance for $C_{min}$	mm
$S_1$	Center distance (perpendicular to the free edge) within an anchor group	mm
$S_2$	Center distance (parallel to the free edge) within an anchor group	mm
$S_{cr,N}$	Characteristic centre distance	mm
$S_{min}$	Minimum centre distance	mm
SW	Wrench size	mm
t	Drill hole depth	mm
$t_{fix}$	$t_{tol}$ + thickness of attachment	mm
$T_{inst}$	Tightening torque	Nm
$t_s$	Overall drill hole depth	mm
$t_{tol}$	Thickness of tolerance compensation or of the non-load-bearing outer layer	mm
V	Transverse load	kN
$V_{rec}$	Recommended shear load capacity	kN
$V_{Rk}$	Shear load capacity	kN


## Installation into concrete and masonry

**The fields of application for metal and chemical anchoring technology are versatile, and the respective requirements for the fastening solutions are just as different. The broad product portfolio includes solutions for mechanical installation in non-cracked and cracked concrete as well as chemical and thus expansion pressure-free products for heavy-duty fastening in concrete and masonry.**

### Through bolts

EJOT through bolts are the economic solution for the installation of metal and wooden constructions into concrete (facade, ceiling and floor). They meet high requirements for load-bearing capacity and safety.

The broad range of applications and the scope of dimensions make these through bolts a cost-effective all-rounder.





**LIEBIG® heavy-duty anchors**

The long-established brand for heavy assembly technology is now part of the EJOT Group which caters for selected market segments of the building industry with special fastening and anchoring products. Every LIEBIG product has its special field of application. For higher demands, the LIEBIG® Superplus and the LIEBIG® Safety Anchor are used.

**Concrete screws**

The concrete screws JC2 and JC2 Plus can be installed quickly and easily. Neither additional tools nor additional work step are required. They can take high loads even with small spacings and edge distances. They are removable and thus well suited for temporary fastenings.

**Chemical anchors**

EJOT injection mortar Multifix USF is the ideal solution for the embedment of anchor rods in indoor and outdoor areas. Especially when high demands are placed on load-bearing capacity and safety. EJOT injection mortar allows small spacings and edge distances. Also available as Multifix USF Winter for low outdoor temperatures.







**Nylon anchors**







Nylon anchors are equally suitable for anchoring in concrete and masonry. Screw anchors are particularly popular in the area of rear-ventilated facades. Classically used for multiple fastening, EJOT nylon anchors with diameter 10 mm are also approved for single fastening in concrete.

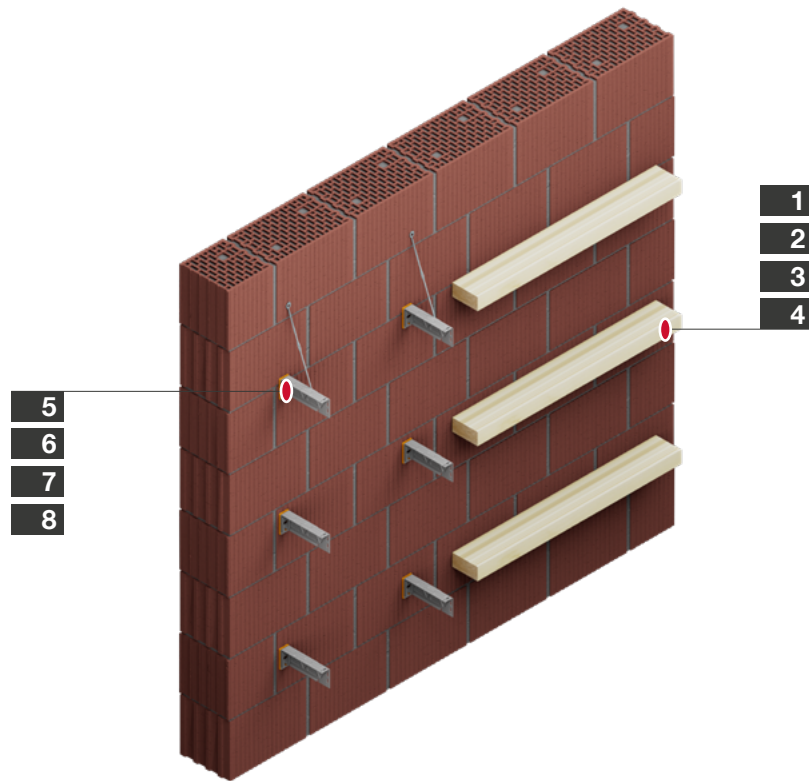
Functional principles for mechanical and chemical anchoring installation













No.	Application	Product	Page
1	 Step iron fixings as per DIN 1211-3 / DIN 1212-3	LIEBIG® SUPERPLUS Step iron anchors	47
2	 Anchoring large machines	LIEBIG® SUPERPLUS BLS	44
3	 Retrofitted grounding systems	LIEBIG® SUPERPLUS Lightning protection anchors	46
4	 Anchoring air ducts	Drop-in anchors LAL+	27
5	 Anchoring small machines	Through bolts BA-V Plus	32
6	 Anchoring sprinkler systems	Concrete screw JC2-IT	55

No.	Application	Product	Page
7	 Anchoring railings	Concrete screw JC2-KB	60
8	 Anchoring consoles	Concrete screw JC2-ST	56
9	 Anchoring steel beams	LIEBIG® Safety Bolt S	38
10	 Anchoring medium size machines	LIEBIG® Safety Bolt B	40
11	 Anchoring ramming bars	Through bolts BA-V Plus	32
12	 Anchoring high rack warehouses	LIEBIG® SUPERPLUS BLS	44



No.	Application	Product	Page
1	 Fixing timber substructure to concrete	Facade anchor SDF-S-10VxL <sup>1)</sup>	14
2	 Fixing timber substructure to solid brick	Facade anchor SDF-S-10VxL <sup>1)</sup>	14
3	 Fixing timber substructure to hollow / perforated brick	Universal anchors SDF-S-10HxL <sup>1)</sup>	18
4	 Fixing timber substructure to aerated concrete	Facade anchor SDP-S-10GxL <sup>1)</sup>	25

No.	Application	Product	Page
5	 Fixing metal substructure to concrete	Facade anchor SDF-KB-10Vx50 <sup>1)</sup>	16
6	 Fixing metal substructure to solid brick	Facade anchor SDF-KB-10Vx60 <sup>1)</sup>	16
7	 Fixing metal substructure to hollow / perforated brick	Universal anchors SDF-KB-10Hx80 <sup>1)</sup>	22
8	 Fixing metal substructure to aerated concrete	Facade anchor SDP-KB-10Gx80 <sup>1)</sup>	28

**Note:**

<sup>1)</sup> The effective length of the anchor (L) has to be suitable for the thickness of the non-bearing surface (e.g. render layer) and the thickness of the amounted part.

Length range of anchors with zinc-plated steel screws and Cr(VI)-free coating (-V) or made of A4 stainless steel (-E)

Anchor type	SDF-S 8V		SDF-KB 8V		SDF-S 10V		SDF-KB 10V		SDF-S 10H		SDF-KB 10H		SDF-S 14A		SDF-KB 14A		SDP-S 10G		SDP-KB 10G	
Length [mm]																				
Material	-V	-E	-V	-E	-V	-E	-V	-E	-V	-E	-V	-E	-V	-E	-V	-E	-V	-E	-V	-E
50					•		•	•												
60			•		•		•	•												
70					•		•	•												
80	•		•		•		•		•	•	•	•			•	•	•	•	•	•
100	•		•		•		•		•	•	•	•			•	•	•	•	•	•
120	•		•		•		•		•	•	•	•	•				•	•	•	•
140	•		•		•		•		•	•	•	•	•				•	•	•	•
160	•		•		•		•		•	•	•	•	•				•	•	•	•
180	•		•		•		•		•	•	•	•	•				•	•	•	•
200	• <sup>1)</sup>		• <sup>1)</sup>		•		•		•	•	•	•	•				•	• <sup>1)</sup>	•	• <sup>1)</sup>
220	• <sup>1)</sup>		• <sup>1)</sup>		•		•		•	•	•	•	•				•	• <sup>1)</sup>	•	• <sup>1)</sup>
240									•	•			• <sup>1)</sup>							
260									•	•			•							
280									•	•			• <sup>1)</sup>							
300									•	•			•							
320													•							
340													•							
360													•							

<sup>1)</sup> Delivery time upon request

Building materials	Standard	SDF-8V	SDF-10V	SDF-10H	SDF-14A	SDP-10G
Standard concrete ≥ C12/15	DIN EN 1992-1-1	•	•	•	•	
Solid brick Mz	EN 771-1	•	•	•	•	
Vertically perforated brick Hlz	EN 771-1			•	•	
Vertically perforated brick LHlz <sup>1)</sup>	EN 771-1			•		
Solid sand-lime brick KS	EN 771-2	(•)	•	•	•	
Perforated lime sand brick KSL	EN 771-2			•	•	
Lightweight concrete cavity block ≥ HBL 2	EN 771-3			•	•	
Solid lightweight concrete bricks	EN 771-3	(•)		•		
Solid concrete bricks	EN 771-3	(•)			•	
Concrete cavity blocks <sup>1)</sup>	EN 771-3					
Concrete rain screens ≥ C 12/15	DIN EN 1992-1-1			•		
Aerated concrete	EN 771-4			•	•	•

<sup>1)</sup> As a rule: pull-out test on the structure

Note: Please observe the corresponding approvals for determining the characteristic load-carrying capacity.



# LIEBIG® heavy-duty anchors


Fastening extremely heavy loads reliably into concrete!

When it comes to heavy duty anchors, you cannot get around the name LIEBIG. Since 1946, LIEBIG® has been well known for highest-level heavy fastenings! And since 2017, the brand LIEBIG® is part of the EJOT Group.






















Above all, the LIEBIG® self-undercutting anchors stand for highest tensile and transverse strength. The extremely high load-bearing capacity is generated by the mechanical gear tooth system in concrete (form-fit).

[www.ejot.com/liebig-schwerlastanker](http://www.ejot.com/liebig-schwerlastanker)

**LIEBIG**



# Anchor selection guide

Anchor type	Product	Mode of action			ETA	Base material	
		Form fit	Friction locking	adhesive bond		Cracked concrete (single fastening)	Cracked concrete (multiple fastening)
Expansion anchor	 Through bolts BA-V Plus		•		ETA-18/0219 ETA-16/0934	M8 – M16	
	 Through bolts BA-E Plus		•		ETA-18/0219 ETA-16/0934	M8 – M16	
	 LIEBIG® Safety bolt B			•		ETA-06/0108	M6 – M16
	 LIEBIG® Safety bolt S			•		ETA-06/0108	M6 – M16
	 LIEBIG® Safety bolt SK			•		ETA-06/0108	M6 – M16
	 Drop-in anchor LAL+			•		ETA-13/0441 ETA-13/0442	
Undercut anchor	 LIEBIG® Self-undercutting anchor SUPERPLUS BLS	•			ETA-01/0011	M8 – M16	
	 LIEBIG® Self-undercutting anchor SUPERPLUS BLS A4	•			ETA-01/0011	M8 – M16	
	 LIEBIG® Self-undercutting anchor SUPERPLUS SLS A4	•			ETA-01/0011	M8 – M16	
	 LIEBIG® Self-undercutting anchor SUPERPLUS SKLS A4	•			ETA-01/0011	M8 – M16	
	 LIEBIG® Self-undercutting anchor SUPERPLUS BLS-P	•			ETA-01/0011	M8 – M16	
	 LIEBIG® Self-undercutting anchor SUPERPLUS ILS	•				M8	
	 LIEBIG® Lightning protection anchor SUPERPLUS BLS M8-14 A4	•				(M8)	
	 LIEBIG® Step iron anchor SUPERPLUS A4	•			ETA-01/0011	M8	
	 Concrete screw JC2-KB	•			ETA-17/0835 ETA-18/0221	Ø 6 mm	Ø 6 mm
	 Concrete screw JC2-ST	•			ETA-17/0835 ETA-18/0221	Ø 6 mm	Ø 6 mm
	 Concrete screw JC2-IT	•			ETA-17/0835 ETA-18/0221	Ø 6 mm	Ø 6 mm
	 Concrete screw JC2-FR	•			ETA-17/0835 ETA-18/0221	Ø 6 mm	Ø 6 mm
	 Concrete screw JC2-KB Plus	•			ETA-21/0020	Ø 8 – 14 mm	
	Composite anchors	 Mortar cartridge Multifix USF			•	ETA-16/0107 ETA-16/0089	M8 – M30 Ø 8 – 32 mm
 Mortar cartridge Multifix USF winter				•	ETA-16/0107 ETA-16/0089	M8 – M30 Ø 8 – 32 mm	

Base material		material						Suitability			Type of load		Page
Non-cracked concrete	Hollow masonry	Solid masonry	Galvanized zinc-plated steel	Hot-dip zinc-plated steel	Reinforcing bar	A4 stainless steel	Stainless steel HCR	Earthquakes	Fire protection	Civil protection	static	extraordinary	
M8-M16			•					C1/C2	•	•	•		32
M8-M16						•		C1/C2	•	•	•		34
M6-M16			•						•	•	•		40
M6-M16			•						•	•	•		38
M6-M16			•						•	•	•		42
M8-M16			•						•		•		27
M8-M16			•					C1/C2	•	•	•	•	44
M8-M16						•		C1/C2	•	•	•	•	45
M8-M16						•		C1/C2	•	•	•	•	-
M8-M16						•		C1/C2	•	•	•	•	-
M8-M16			•					C1/C2	•	•	•	•	-
M8			•										-
(M8)						•							46
M8						•			•	•	•		47
Ø 6 mm			•						•		•		58
Ø 6 mm			•						•		•		56
Ø 6 mm			•						•		•		55
Ø 6 mm			•						•		•		54
Ø 8-14 mm			•						•		•		60
M8-M30 Ø 8-32 mm	M8-M16	M8-M16	•	•	•	•	•	C1	•		•		48
M8-M30 Ø 8-32 mm	M8-M16	M8-M16	•	•	•	•	•	C1	•		•		50



## Facade anchor SDF-S-8V



### Application range

- > For fixing timber substructures to solid brick masonry and concrete
- > For multiple fastening of non-load-bearing systems according to EAD 330284

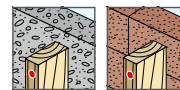
### Properties

- > Countersunk head
- > Small drill hole diameter
- > Product identification through different sleeve colours

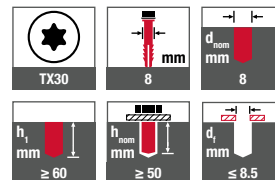
### Note

For planning and processing, please observe ETA-15/0387. For bricks of unknown quality, the load-bearing capacity must be determined through pull-out tests on the structure.

### Applications



### Technical specifications

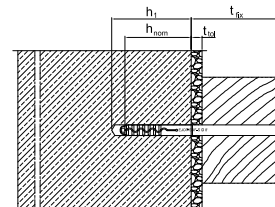


### Certifications



### Base materials

- Approved for
- > Cracked concrete
  - > Non-cracked concrete
  - > Solid masonry



Cross references	page
Cleaning brush	76
Blow-out pump	77
Tool belt	73
Corrosion protection spray	77
Hammer drill SDS plus	67
Cordless screwdriver ASCM	63
Cordless hammer drill	65
Bit hexalobular TX30	70
Duster Expert SDS plus®	68

Permitted load*	
Tensile strength $N_{Rk,p}$ in concrete < C16/20	1.79 kN
Tensile strength $N_{Rk,p}$ in concrete $\geq$ C16/20	2.58 kN
Brick Mz 28-1.8, NF	0.71 kN
Solid sand-lime brick KS, NF 20-2.0	0.57 kN
Shear load capacity $V_{Rk,s}$	
Steel screw ( $\gamma Ms = 1.25$ )	4.24 kN
Bending moment $M_{Rk,s}$	
Steel screw ( $\gamma Ms = 1.25$ )	6.56 Nm

\*Applies to temperature range 30-50 °C / 50-80 °C

### Product online



Order description	Length [mm]	Fastening thickness $t_{fix} \leq$ [mm]	PU [pieces]	Price/100 [EUR]	Article number	EAN
<b>Anchors with steel screws with zinc-plated Cr(VI)-free coating (-V)</b>						
SDF-S-8Vx80-V	80	30	100		8569080430	4061245019123
SDF-S-8Vx100-V	100	50	50		8569100430	4061245019116
SDF-S-8Vx120-V	120	70	50		8569120430	4061245019109
SDF-S-8Vx140-V	140	90	50		8569140430	4061245019093
SDF-S-8Vx160-V	160	110	50		8569160430	4061245019086
SDF-S-8Vx180-V	180	130	50		8569180430	4061245019079

Further lengths on request





## Facade anchor SDF-KB-8V



### Application range

- > For the embedment of metal substructures in solid brick masonry and concrete
- > For multiple fastening of non-load-bearing systems according to EAD 330284

### Properties

- > Hexagon head with flange
- > Small drill hole diameter
- > Thermal and galvanic separation
- > Product identification through different sleeve colours

### Note

For planning and processing, please observe ETA-15/0387. For bricks of unknown quality, the load-bearing capacity must be determined through pull-out tests on the structure.

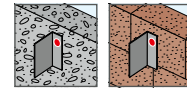
Cross references	page
Cleaning brush	76
Blow-out pump	77
Tool belt	73
Corrosion protection spray	77
Hammer drill SDS plus	67
Cordless screwdriver ASCM	63
Cordless hammer drill	65
Bit hexalobular TX30	70
Duster Expert SDS plus®	68

### Permitted load\*

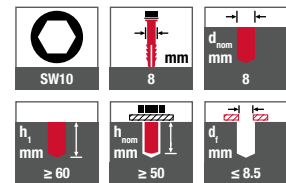
Tensile strength $N_{Rk,p}$ in concrete < C16/20	1.79 kN
Tensile strength $N_{Rk,p}$ in concrete $\geq$ C16/20	2.58 kN
Brick Mz 28-1.8, NF	0.71 kN
Solid sand-lime brick KS, NF 20-2.0	0.57 kN
Shear load capacity $V_{Rk,s}$	
Steel screw ( $\gamma_{Ms} = 1.25$ )	4.24 kN
Bending moment $M_{Rk,s}$	
Steel screw ( $\gamma_{Ms} = 1.25$ )	6.56 Nm

\*Applies to temperature range 30-50 °C / 50-80 °C

### Applications



### Technical specifications

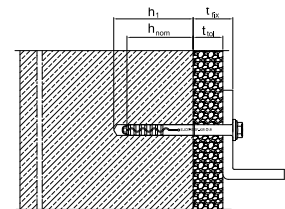


### Certifications



### Base materials

- Approved for
- > Cracked concrete
  - > Non-cracked concrete
  - > Solid masonry



### Product online




Order description	Length [mm]	Fastening thickness $t_{fix} \leq$ [mm]	PU [pieces]	Price/100 [EUR]	Article number	EAN
<b>Anchors with steel screws with zinc-plated Cr(VI)-free coating (-V)</b>						
SDF-KB-8Vx60-V	60	10	100		8570060430	4061245019048
SDF-KB-8Vx80-V	80	30	100		8570080430	4061245019024

Further lengths on request



## Facade anchor SDF-S-10V



### Application range

- > Installation of timber or metal attachments
- > For multiple fastening of non-load-bearing systems according to EAD 330284
- > Suitable for the structural fastening of gates, doors, windows, square timber
- > For application as single fastening in concrete

### Properties

- > Countersunk head
- > When used according to ETAG 020, embedment depth in concrete can be reduced to 40 mm ( $h_{nom,1}$ )
- > Very short expansion part for extremely fast installation
- > Optimal expanding part due to radial expansion
- > Very high bending moment
- > Product identification through different sleeve colours
- > Double safety lock against torsion for secure installation

Cross references	page
Cleaning brush	76
Blow-out pump	77
Tool belt	73
Corrosion protection spray	77
Hammer drill SDS plus	67
Cordless screwdriver ASCM	63
Cordless hammer drill	65
Bit hexalobular TX40	70
Duster Expert SDS plus®	68

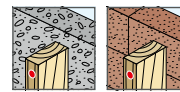
### Note

For planning and processing the products, please observe ETA-10/0305 and Z-21.2-2122. Further information about parameters and loads can be found in the approvals. For bricks of unknown quality, the load-bearing capacity must be determined through pull-out tests on the structure.

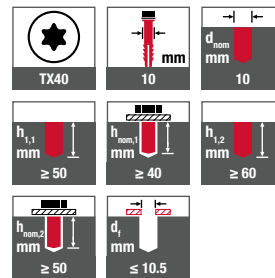
### Admissible loads

Tensile load $N_{Rk,p}$ in concrete C12/15	
Temperature range 30 °C / 50 °C	1.79kN
Temperature range 50 °C / 80 °C	1.59 kN
$F_{Rk}$ brick Mz 20-1.8, NF	0.71 kN
$F_{Rk}$ solid sand-lime brick KS 36, NF	1.14 kN
$F_{Rk}$ solid sand-lime brick KS 20, 8 DF	1.29 kN
Transverse load $V_{Rk,s}$ at $h_{nom,1} = 40$ mm	
Steel screw ( $\gamma Ms = 1.25$ )	6.34 kN
Transverse load $V_{Rk,s}$ at $h_{nom,2} = 50$ mm	
Steel screw ( $\gamma Ms = 1.25$ )	8.87 kN
Bending moment $M_{Rk,s}$ at $h_{nom,1} = 40$ mm	
Steel screw ( $\gamma Ms = 1.25$ )	11.04 kN
Bending moment $M_{Rk,s}$ at $h_{nom,2} = 50$ mm	
Steel screw ( $\gamma Ms = 1.25$ )	18.41 Nm

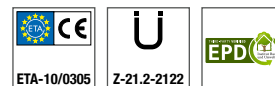
### Applications



### Technical specifications

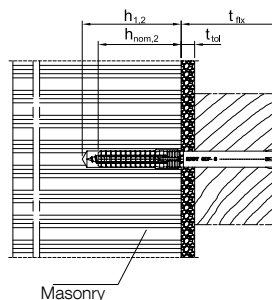
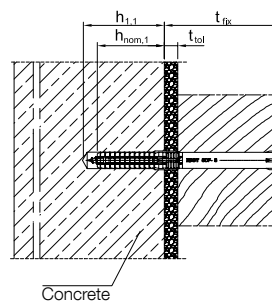


### Certifications



### Base materials

- Approved for
- > Cracked concrete
  - > Non-cracked concrete
  - > Solid masonry
  - > Hollow and perforated bricks





## Product online



Order description	Length [mm]	Fastening thickness $t_{fix}$ (concrete* / masonry) ≤ [mm]	PU [pieces]	Price/100 [EUR]	Article number	EAN
<b>Anchors with steel screws with zinc-plated Cr(VI)-free coating (-V)</b>						
SDF-S-10Vx60-V	60	20 / 10	100		8580060450	4061245018928
SDF-S-10Vx70-V	70	30 / 20	100		8580070450	4061245018911
SDF-S-10Vx80-V	80	40 / 30	100		8580080450	4061245082998
SDF-S-10Vx100-V	100	60 / 50	50		8580100450	4061245018898
SDF-S-10Vx120-V	120	80 / 70	50		8580120450	4061245018881
SDF-S-10Vx140-V	140	100 / 90	50		8580140450	4061245018874
SDF-S-10Vx160-V	160	120 / 110	50		8580160450	4061245018867
SDF-S-10Vx180-V	180	140 / 130	50		8580180450	4061245018850
*When using $h_{nom,1}$ according ETAG 020						

Further lengths on  
request



## Facade anchor SDF-KB-10V



### Application range

- > Installation of metal attachments
- > For multiple fastening of non-load-bearing systems according to EAD 330284
- > Suitable for the structural fastening of wall cupboards, cladding, metal angle pieces
- > For application as single fastening in concrete

### Properties

- > Hexagon head with flange
- > When used according to ETAG 020, embedment depth in concrete can be reduced to 40 mm ( $h_{nom,1}$ )
- > Very short expansion part for extremely fast installation
- > Optimal expanding part due to radial expansion
- > Very high bending moment
- > Product identification through different sleeve colours
- > Double safety lock against torsion for secure installation

Cross references	page
Cleaning brush	76
Blow-out pump	77
Tool belt	73
Corrosion protection spray	77
Hammer drill SDS plus	67
Cordless screwdriver ASCM	63
Cordless hammer drill	65
Bit hexalobular TX30	70
Duster Expert SDS plus®	68

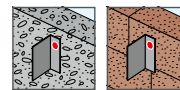
### Note

For planning and processing the products, please observe ETA-10/0305 and Z-21.2-2122. Further information about parameters and loads can be found in the approvals. For bricks of unknown quality, the load-bearing capacity must be determined through pull-out tests on the structure.

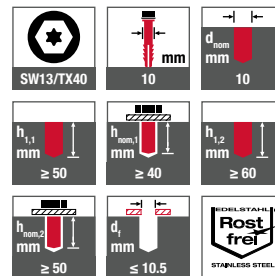
### Admissible loads

Tensile load $N_{Rk,p}$ in concrete C12/15	
Temperature range 30 °C / 50 °C	1.79kN
Temperature range 50 °C / 80 °C	1.59 kN
$F_{Rk}$ brick Mz 20-1.8, NF	0.71 kN
$F_{Rk}$ solid sand-lime brick KS 36, NF	1.14 kN
$F_{Rk}$ solid sand-lime brick KS 20, 8 DF	1.29 kN
Transverse load $V_{Rk,s}$ at $h_{nom,1} = 40$ mm	
Steel screw ( $\gamma Ms = 1.25$ )	6.34 kN
Stainless steel screw ( $\gamma Ms = 1.56$ )	5.85 kN
Transverse load $V_{Rk,s}$ at $h_{nom,2} = 50$ mm	
Steel screw ( $\gamma Ms = 1.25$ )	8.87 kN
Stainless steel screw ( $\gamma Ms = 1.56$ )	8.29 kN
Bending moment $M_{Rk,s}$ at $h_{nom,1} = 40$ mm	
Steel screw ( $\gamma Ms = 1.25$ )	11.04 kN
Stainless steel screw ( $\gamma Ms = 1.56$ )	10.31 kN
Bending moment $M_{Rk,s}$ at $h_{nom,2} = 50$ mm	
Steel screw ( $\gamma Ms = 1.25$ )	18.41 Nm
Stainless steel screw ( $\gamma Ms = 1.56$ )	17.06 kN

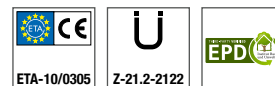
### Applications



### Technical specifications

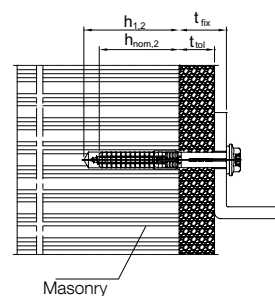
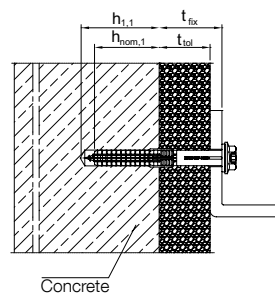


### Certifications



### Base materials

- Approved for
- > Cracked concrete
  - > Non-cracked concrete
  - > Solid masonry
  - > Hollow and perforated bricks







## Product online




Order description	Length [mm]	Fastening thickness $t_{fix}$ (concrete* / masonry) ≤ [mm]	PU [pieces]	Price/100 [EUR]	Article number	EAN
<b>Anchors with steel screws with zinc-plated Cr(VI)-free coating (-V)</b>						
SDF-KB-10Vx50-V	50	10 / -	100		8581050450	4061245018829
SDF-KB-10Vx60-V	60	20 / 10	100		8581060450	4061245018805
SDF-KB-10Vx70-V	70	30 / 20	100		8581070450	4061245018775
SDF-KB-10Vx80-V	80	40 / 30	100		8581080450	4061245018751
SDF-KB-10Vx100-V	100	60 / 50	50		8581100450	4061245018744
SDF-KB-10Vx120-V	120	80 / 70	50		8581120450	4061245018737
<b>Anchors with A4 stainless steel screws (-E)</b>						
SDF-KB-10Vx50-E	50	10 / -	100		8581050650	4061245018812
SDF-KB-10Vx60-E	60	20 / 10	100		8581060650	4061245018799
SDF-KB-10Vx70-E	70	30 / 20	100		8581070650	4061245018768
*When using $h_{nom,1}$ according ETAG 020						

Further lengths on request



## Universal anchor SDF-S-10H



Cross references	page
Cleaning brush	76
Blow-out pump	77
Tool belt	73
Corrosion protection spray	77
Hammer drill SDS plus	67
Cordless screwdriver ASCM	63
Cordless hammer drill	65
Bit hexalobular TX40	70
Universal drill SDS plus	66
Duster Expert SDS plus®	68

### Application range

- > Installation of timber or metal attachments
- > For multiple fastening of non-load-bearing systems according to EAD 330284
- > Suitable for the structural fastening of gates, doors, windows, square timber
- > For embedment in rain screens
- > For application as single fastening in concrete

### Properties

- > Countersunk head
- > Approved for all common building materials
- > Reliable hold in problematic building materials thanks to optimised expansion part
- > Radial expansion for reliable hold
- > Product identification through different sleeve colours
- > Double safety lock against torsion for secure installation

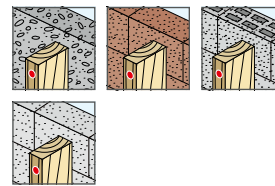
### Note

For planning and processing the products, please observe ETA-10/0305 and Z-21.2-2122. Further information about parameters and loads can be found in the approvals. For bricks of unknown quality, the load-bearing capacity must be determined through pull-out tests on the structure.

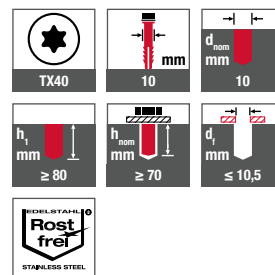
### Admissible loads

Tensile load $N_{Rk,p}$ in concrete C12/15	
Temperature range 30 °C / 50 °C	1.79 kN
Temperature range 50 °C / 80 °C	1.59 kN
Brick Mz 20-1.8, NF	1.14 kN
Solid sand-lime brick KS 36, NF	1.29 kN
Solid sand-lime brick KS 20, 8 DF	1.29 kN
Solid lightweight concrete brick V6, 2 DF	0.57 kN
Vertically perforated brick HLz 12-0.9, NF	0.57 kN
Perforated sand-lime brick KSL 12, 4 DF	0.71 kN
Cavity block made of lightweight concrete Hbl 10, 12 DF	0.34 kN
Transverse load $V_{Rk,s}$	
Steel screw ( $\gamma Ms = 1.25$ )	7.48 kN
Stainless steel screw ( $\gamma Ms = 1.56$ )	6.99 kN
Bending moment $M_{Rk,s}$	
Steel screw ( $\gamma Ms = 1.25$ )	14.14 Nm
Stainless steel screw ( $\gamma Ms = 1.56$ )	13.22 Nm
Compressive strength of aerated concrete [N/mm <sup>2</sup> ] 30 - 50 °C	
Aerated concrete $f_b \geq 4$ N/mm <sup>2</sup>	0.54 kN
Aerated concrete $f_b \geq 5$ N/mm <sup>2</sup>	0.71 kN
Aerated concrete $f_b \geq 6$ N/mm <sup>2</sup>	0.89 kN
Aerated concrete $f_b \geq 7$ N/mm <sup>2</sup>	0.89 kN

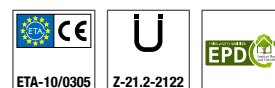
### Applications



### Technical specifications

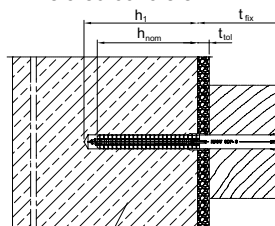


### Certifications



### Base materials

- Approved for
- > Cracked concrete
  - > Non-cracked concrete
  - > Solid masonry
  - > Hollow and perforated bricks
  - > Aerated concrete



Installation substrate





## Product online




Order description	Length [mm]	Fastening thickness $t_{fix}$ $\leq$ [mm]	PU [pieces]	Price/100 [EUR]	Article number	EAN
<b>Anchors with steel screws with zinc-plated Cr(VI)-free coating (-V)</b>						
SDF-S-10Hx80-V	80	10	100		8510080420	4061245019864
SDF-S-10Hx100-V	100	30	50		8510100420	4061245019840
SDF-S-10Hx120-V	120	50	50		8510120420	4061245019826
SDF-S-10Hx140-V	140	70	50		8510140420	4061245019802
SDF-S-10Hx160-V	160	90	50		8510160420	4061245019789
SDF-S-10Hx180-V	180	110	50		8510180420	4061245019765
SDF-S-10Hx200-V	200	130	50		8510200420	4061245019741
<b>Anchors with A4 stainless steel screws (-E)</b>						
SDF-S-10Hx80-E	80	10	100		8510080620	4061245019857
SDF-S-10Hx100-E	100	30	50		8510100620	4061245019833
SDF-S-10Hx120-E	120	50	50		8510120620	4061245019819
SDF-S-10Hx140-E	140	70	50		8510140620	4061245019796
SDF-S-10Hx160-E	160	90	50		8510160620	4061245019772
SDF-S-10Hx180-E	180	110	50		8510180620	4061245019758
SDF-S-10Hx200-E	200	130	50		8510200620	4061245019734

Further lengths on  
request



## Universal anchor SDF-KB-10H



Cross references	page
Cleaning brush	76
Blow-out pump	77
Tool belt	73
Corrosion protection spray	77
Hammer drill SDS plus	67
Universal drill SDS plus	66
Cordless screwdriver ASCM	63
Cordless hammer drill	65
Socket wrench insert SW13	71
Bit hexalobular TX40	70
Duster Expert SDS plus®	68

### Application range

- > Installation of metal attachments
- > For multiple fastening of non-load-bearing systems according to EAD 330284
- > Suitable for the structural fastening of wall cupboards, cladding, metal angle pieces
- > For embedment in rain screens
- > For application as single fastening in concrete

### Properties

- > Hexagon head with flange
- > Approved for all common building materials
- > Reliable hold in problematic building materials thanks to optimised expansion part
- > Radial expansion for reliable hold
- > Product identification through different sleeve colours
- > Double safety lock against torsion for secure installation

### Note

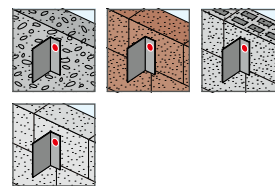
For planning and processing the products, please observe ETA-10/0305 and Z-21.2-2122. Further information about parameters and loads can be found in the approvals. For bricks of unknown quality, the load-bearing capacity must be determined through pull-out tests on the structure.

### Admissible loads

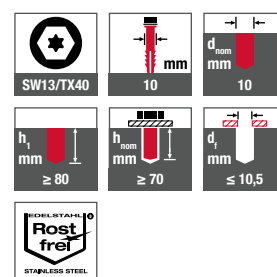
Tensile load  $N_{Rk,p}$  in concrete C12/15

Temperature range 30 °C / 50 °C	1.79 kN
Temperature range 50 °C / 80 °C	1.59 kN
Brick Mz 20-1.8, NF	1.14 kN
Solid sand-lime brick KS 36, NF	1.29 kN
Solid sand-lime brick KS 20, 8 DF	1.29 kN
Solid lightweight concrete brick V6, 2 DF	0.57 kN
Vertically perforated brick HLz 12-0.9, NF	0.57 kN
Perforated sand-lime brick KSL 12, 4 DF	0.71 kN
Cavity block made of lightweight concrete Hbl 10, 12 DF	0.34 kN
Transverse load $V_{Rk,s}$	
Steel screw ( $\gamma_{Ms} = 1.25$ )	7.48 kN
Stainless steel screw ( $\gamma_{Ms} = 1.56$ )	6.99 kN
Bending moment $M_{Rk,s}$	
Steel screw ( $\gamma_{Ms} = 1.25$ )	14.14 Nm
Stainless steel screw ( $\gamma_{Ms} = 1.56$ )	13.22 Nm
Compressive strength of aerated concrete [N/mm <sup>2</sup> ] 30–50 °C	
Aerated concrete $f_b \geq 4$ N/mm <sup>2</sup>	0.54 kN
Aerated concrete $f_b \geq 5$ N/mm <sup>2</sup>	0.71 kN
Aerated concrete $f_b \geq 6$ N/mm <sup>2</sup>	0.89 kN
Aerated concrete $f_b \geq 7$ N/mm <sup>2</sup>	0.89 kN

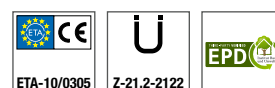
### Applications



### Technical specifications

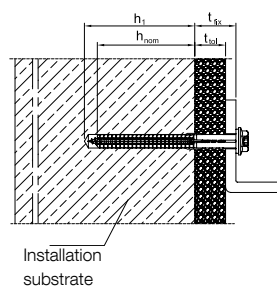


### Certifications



### Base materials

- Approved for
- > Cracked concrete
  - > Non-cracked concrete
  - > Solid masonry
  - > Hollow and perforated bricks
  - > Aerated concrete





## Product online




Order description	Length [mm]	Fastening thickness $t_{tx}$ ≤ [mm]	PU [pieces]	Price/100 [EUR]	Article number	EAN
<b>Anchors with steel screws with zinc-plated Cr(VI)-free coating (-V)</b>						
SDF-KB-10Hx80-V	80	10	100		8513080420	4061245019642
SDF-KB-10Hx100-V	100	30	50		8513100420	4061245019611
SDF-KB-10Hx120-V	120	50	50		8513120420	4061245019581
SDF-KB-10Hx140-V	140	70	50		8513140420	4061245019567
<b>Anchors with A4 stainless steel screws (-E)</b>						
SDF-KB-10Hx80-E	80	10	100		8513080620	4061245019635
SDF-KB-10Hx100-E	100	30	50		8513100620	4061245019604
SDF-KB-10Hx120-E	120	50	50		8513120620	4061245019574
SDF-KB-10Hx140-E	140	70	50		8513140620	4061245019550

Further lengths on  
request





## Facade anchor SDF-S-14A



### Application range

- > Installation of timber or metal attachments
- > For multiple fastening of non-load-bearing systems according to EAD 330284
- > Suitable for the structural fastening of gates, doors, windows, square timber

### Properties

- > Countersunk head
- > Approved for all common building materials
- > Reliable hold in problematic building materials thanks to optimised expansion part
- > Radial expansion for reliable hold
- > Product identification through different sleeve colours
- > Double safety lock against torsion for secure installation

### Note

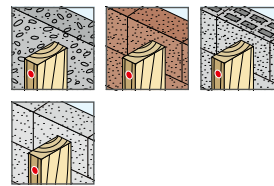
For planning, please observe approval ETA-15/0027. For bricks of unknown quality, the load-bearing capacity must be determined through pull-out tests on the structure. When used in concrete, a silicone lubricant paste (e.g. FUCHS CHEMPLEX SI-LK 2) and the use of an impact screwdriver with particularly high torque are recommended.

Cross references	page
Cleaning brush	76
Blow-out pump	77
Tool belt	73
Corrosion protection spray	77
Hammer drill SDS plus	67
Cordless screwdriver ASCM	63
Cordless hammer drill	65
Bit hexalobular TX40	70
Duster Expert SDS plus®	68

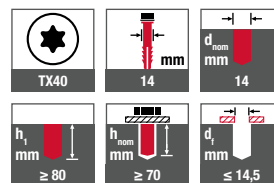
### Permitted load\*

Tensile load $N_{Rk,p}$ in concrete > C12/15	3.37 kN
Brick Mz 20-1.8, NF	1.57 kN
Solid sand-lime brick KS, 2 DF 20-2.0	1.71 kN
Solid sand-lime brick KS, 8 DF 20-1.8	2.00 kN
Solid brick V, 3 DF	0.86 kN
Vertically perforated brick HLz, 2 DF 28-1.2	0.57 kN
Perforated sand-lime brick KSL, 8 DF 16-1.4	0.71 kN
Cavity block tile made of lightweight concrete Hbl, 12 DF	0.71 kN
Aerated concrete $f_b \geq 2 \text{ N/mm}^2$	0.43 kN
Aerated concrete $f_b \geq 4 \text{ N/mm}^2$	0.89 kN
Aerated concrete $f_b \geq 6 \text{ N/mm}^2$	1.60 kN
Transverse load $V_{Rk,s}$	
Steel screw ( $\gamma_{Ms} = 1.25$ )	17.4 kN
Stainless steel screw ( $\gamma_{Ms} = 1.56$ )	16.2 kN
Bending moment $M_{Rk,s}$	
Steel screw ( $\gamma_{Ms} = 1.25$ )	50.0 Nm
Stainless steel screw ( $\gamma_{Ms} = 1.56$ )	46.7 Nm

### Applications



### Technical specifications

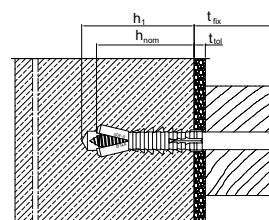


### Certifications



### Base materials

- Approved for
- > Cracked concrete
  - > Non-cracked concrete
  - > Solid masonry
  - > Hollow and perforated bricks
  - > Aerated concrete





## Product online




Order description	Length [mm]	Fastening thickness $t_{tx}$ ≤ [mm]	PU [pieces]	Price/100 [EUR]	Article number	EAN
<b>Anchors with steel screws with zinc-plated Cr(VI)-free coating (-V)</b>						
SDF-S-14Ax140-V	140	70	50		8591140430	4061245018621
SDF-S-14Ax160-V	160	90	50		8591160430	4061245018614
SDF-S-14Ax180-V	180	110	50		8591180430	4061245018607
SDF-S-14Ax200-V	200	130	50		8591200430	4061245018591
SDF-S-14Ax220-V	220	150	50		8591220430	4061245018584
SDF-S-14Ax240-V	240	170	25		8591240430	4061245018577

Further lengths on  
request



## Facade anchor SDF-KB-14A



Cross references	page
Cleaning brush	76
Blow-out pump	77
Tool belt	73
Corrosion protection spray	77
Hammer drill SDS plus	67
Cordless screwdriver ASCM	63
Cordless hammer drill	65
Socket wrench insert SW17	71
Duster Expert SDS plus®	68

### Application range

- > Installation of metal attachments
- > For multiple fastening of non-load-bearing systems according to EAD 330284
- > Suitable for the structural fastening of wall cupboards, cladding, metal angle pieces

### Properties

- > Hexagon head with flange
- > Approved for all common building materials
- > Reliable hold in problematic building materials thanks to optimised expansion part
- > Radial expansion for reliable hold
- > Product identification through different sleeve colours
- > Double safety lock against torsion for secure installation

### Note

For planning, please observe approval ETA-15/0027. For bricks of unknown quality, the load-bearing capacity must be determined through pull-out tests on the structure.

When used in concrete, a silicone lubricant paste (e.g. FUCHS CHEMPLEX SI-LK 2) and the use of an impact screwdriver with particularly high torque are recommended.

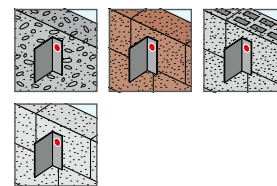
### Permitted load\*

Tensile load $N_{Rk,p}$ in concrete > C12/15	3.37 kN
Brick Mz 20-1.8, NF	1.57 kN
Solid sand-lime brick KS, 2 DF 20-2.0	1.71 kN
Solid sand-lime brick KS, 8 DF 20-1.8	2.00 kN
Solid brick V, 3 DF	0.86 kN
Vertically perforated brick HLZ, 2 DF 28-1.2	0.57 kN
Perforated sand-lime brick KSL, 8 DF 16-1.4	0.71 kN
Cavity block tile made of lightweight concrete Hbl, 12 DF	0.71 kN
Aerated concrete $f_b \geq 2 \text{ N/mm}^2$	0.43 kN
Aerated concrete $f_b \geq 4 \text{ N/mm}^2$	0.89 kN
Aerated concrete $f_b \geq 6 \text{ N/mm}^2$	1.60 kN
Transverse load $V_{Rk,s}$	
Steel screw ( $\gamma_{Ms} = 1.25$ )	17.4 kN
Stainless steel screw ( $\gamma_{Ms} = 1.56$ )	16.2 kN
Bending moment $M_{Rk,s}$	
Steel screw ( $\gamma_{Ms} = 1.25$ )	50.0 Nm
Stainless steel screw ( $\gamma_{Ms} = 1.56$ )	46.7 Nm

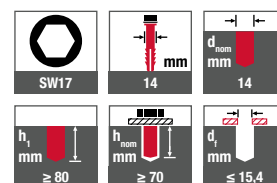
### Product online



### Applications



### Technical specifications

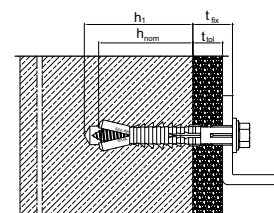


### Certifications



### Base materials

- Approved for
- > Cracked concrete
  - > Non-cracked concrete
  - > Solid masonry
  - > Hollow and perforated bricks
  - > Aerated concrete



Order description	Length [mm]	Fastening thickness $t_{fix} \leq$ [mm]	PU [pieces]	Price/100 [EUR]	Article number	EAN
<b>Anchors with steel screws with zinc-plated Cr(VI)-free coating (-V)</b>						
SDF-KB-14Ax80-V	80	10	50		8590080430	4061245018676
SDF-KB-14Ax100-V	100	30	50		8590100430	4061245018652

## Facade anchor SDP-S-10G



### Application range

- > For embedment of timber attachments in aerated concrete

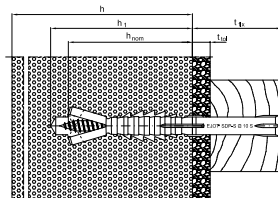
### Properties

- > Countersunk head
- > Facade anchor with two-stage screw
- > Reliable form fit in the substrate thanks to combined expansion zones
- > High load-bearing capacity
- > Available with steel screws or stainless steel screws
- > Product identification through different sleeve colours

### Note

For planning and processing, please observe approval ETA-12/0502. For bricks of unknown quality, the load-bearing capacity must be determined through pull-out tests on the structure.

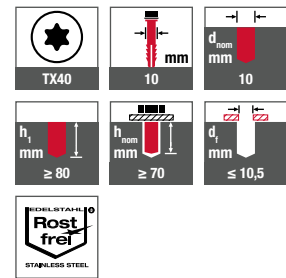
Cross references	page
Cleaning brush	76
Blow-out pump	77
Tool belt	73
Corrosion protection spray	77
Hammer drill SDS plus	67
Cordless screwdriver ASCM	63
Cordless hammer drill	65
Bit hexalobular TX40	70



### Applications



### Technical specifications



### Certifications



### Base materials

- Approved for
- > Aerated concrete

### Admissible loads

#### Compressive strength of aerated concrete [N/mm<sup>2</sup>]

Aerated concrete $f_b \geq 2$ N/mm <sup>2</sup>	0.27 kN
Aerated concrete $f_b \geq 3$ N/mm <sup>2</sup>	0.47 kN
Aerated concrete $f_b \geq 4$ N/mm <sup>2</sup>	0.67 kN
Aerated concrete $f_b \geq 6$ N/mm <sup>2</sup>	1.07 kN

#### Characteristic Bending moment

Steel screw ( $\gamma_{Ms} = 1.5$ )	11.80 Nm
Stainless steel screw ( $\gamma_{Ms} = 1.87$ )	11.02 Nm

### Product online




Order description	Length [mm]	Fastening thickness $t_{fix} \leq$ [mm]	PU [pieces]	Price/100 [EUR]	Article number	EAN
<b>Anchors with steel screws with zinc-plated Cr(VI)-free coating (-V)</b>						
SDP-S-10Gx120-V	120	50	50		8530120420	4061245019420
SDP-S-10Gx140-V	140	70	50		8530140420	4061245019406
SDP-S-10Gx160-V	160	90	50		8530160420	4061245019383
<b>Anchors with A4 stainless steel screws (-E)</b>						
SDP-S-10Gx120-E	120	50	50		8530120620	4061245019413
SDP-S-10Gx140-E	140	70	50		8530140620	4061245019390
SDP-S-10Gx160-E	160	90	50		8530160620	4061245019376

Further lengths on request



## Facade anchor SDP-KB-10G



### Application range

- > For embedment of metal components in aerated concrete

### Properties

- > Hexagon head with flange
- > Facade anchor with two-stage screw
- > Reliable form fit in the substrate thanks to combined expansion zones
- > High load-bearing capacity
- > Available with steel screws or stainless steel screws
- > Product identification through different sleeve colours

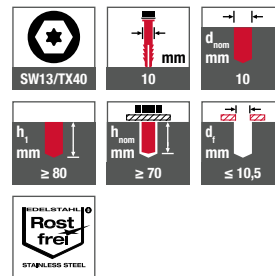
### Note

For planning and processing, please observe approval ETA-12/0502. For bricks of unknown quality, the load-bearing capacity must be determined through pull-out tests on the structure.

### Applications



### Technical specifications



Cross references	page
Cleaning brush	76
Blow-out pump	77
Tool belt	73
Corrosion protection spray	77
Hammer drill SDS plus	67
Cordless screwdriver ASCM	63
Cordless hammer drill	65
Bit hexalobular TX40	70
Socket wrench	72
Duster Expert SDS plus®	68

### Admissible loads

#### Compressive strength of aerated concrete [N/mm<sup>2</sup>]

Aerated concrete $f_b \geq 2$ N/mm <sup>2</sup>	0.27 kN
Aerated concrete $f_b \geq 3$ N/mm <sup>2</sup>	0.47 kN
Aerated concrete $f_b \geq 4$ N/mm <sup>2</sup>	0.67 kN
Aerated concrete $f_b \geq 6$ N/mm <sup>2</sup>	1.07 kN

#### Characteristic Bending moment

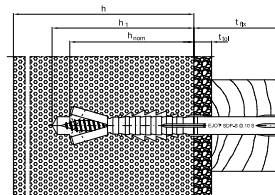
Steel screw ( $\gamma_{Ms} = 1.5$ )	11.80 Nm
Stainless steel screw ( $\gamma_{Ms} = 1.87$ )	11.02 Nm

### Certifications



### Base materials

- Approved for
- > Aerated concrete



### Product online




Order description	Length [mm]	Fastening thickness $t_{fix} \leq$ [mm]	PU [pieces]	Price/100 [EUR]	Article number	EAN
<b>Anchors with steel screws with zinc-plated Cr(VI)-free coating (-V)</b>						
SDP-KB-10Gx80-V	80	10	100		8532080420	4061245019307
SDP-KB-10Gx100-V	100	30	50		8532100420	4061245019277
<b>Anchors with A4 stainless steel screws (-E)</b>						
SDP-KB-10Gx80-E	80	10	100		8532080620	4061245019291
SDP-KB-10Gx100-E	100	30	50		8532100620	4061245019260

Further lengths on request







## VSD 8U-E Cavity Wall Repair Anchor



### Application range

- > For subsequent securing of outer sheets to buildings
- > Cost-effective restoring of the structural integrity

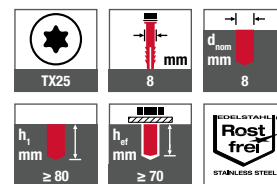
### Properties

- > Universal expansion zone - secure installation in all substrates (A-C)
- > Double expansion wall anchor: simultaneous embedment in both the supporting wall and the outer sheet
- > The use of A4 stainless steel screws guarantees corrosion protection
- > With general building authorities approval
- > Clean and fast installation
- > Can be installed at 0°C


### Note

The VSD cavity wall repair anchor enables the subsequent renovation of double-sheet masonry. Advanced corrosion or a complete lack of wire anchors can lead to decreased stability of the curtain wall and possibly cause considerable physical injury. In particular curtain walls made before 1979 should be subject to further inspection. When renovating the outer facade, the stability of the curtain wall must be verified. The EJOT® VSD is a particularly cost-effective solution for subsequent installation between load-bearing shell and curtain wall.

### Technical specifications

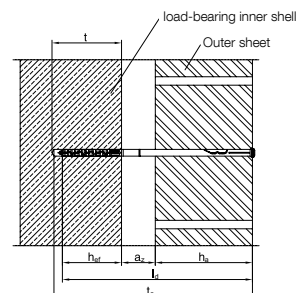


### Certifications



### Base materials

- Suitable for load-bearing inner sheets made of
- > Concrete
  - > solid brick
  - > Perforated brick and outer sheet of
  - > Solid clinker



Cross references	page
Cleaning brush	76
Blow-out pump	77
Tool belt	73
Hammer drill SDS plus	67
Cordless screwdriver ASCM	63
Cordless hammer drill	65
Bit hexalobular TX25	70
Duster Expert SDS plus®	68

### Product online



Order description	Length $l_d$ [mm]	Drill hole depth $t_s$ ≤ [mm]	Distance $a_z$ [mm]	Curtain wall $h_a$ ≥ [mm]	PU [pieces]	Price/100 [EUR]	Article number	EAN
<b>Anchors with A4 stainless steel screws (-E)</b>								
VSD-8Ux205-E	205	215	0-20	115	100		8765205600	4061245010670
VSD-8Ux225-E	225	235	20-40	115	100		8765225600	4061245010663
VSD-8Ux245-E	245	255	40-60	115	100		8765245600	4061245010656
VSD-8Ux265-E	265	275	60-80	115	100		8765265600	4061245010649
VSD-8Ux285-E	285	295	80-100	115	100		8765285600	4061245010632
VSD-8Ux305-E	305	315	100-120	115	100		8765305600	4061245010625

## VSD 2G 8U Cavity Wall Repair Anchor



### Application range

- > For subsequent securing of outer sheets to buildings
- > New: for subsequent securing of face bricks and vertically perforated clinkers
- > Cost-effective restoring of the structural integrity

### Properties

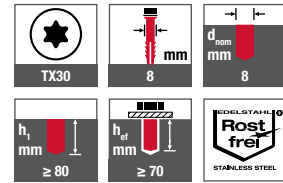
- > Additional length 145 mm for subsequent securing of face bricks
- > Optimised expansion zone – now also for post-securing of vertically perforated clinkers
- > Universal expansion zone – secure installation in all substrates (A-C)
- > Double expansion wall anchor: simultaneous embedment in both the supporting wall and the outer sheet
- > The use of A4 stainless steel screws guarantees corrosion protection
- > With general building authorities approval
- > Clean and fast installation
- > Can be installed at 0°C

Cross references	page
Cleaning brush	76
Blow-out pump	77
Tool belt	73
Hammer drill SDS plus	67
Cordless screwdriver ASCM	63
Cordless hammer drill	65
Bit hexalobular TX25	70
Duster Expert SDS plus®	68

### Note

The VSD cavity wall repair anchor enables the subsequent renovation of double-sheet masonry. Advanced corrosion or a complete lack of wire anchors can lead to decreased stability of the curtain wall and possibly cause considerable physical injury. In particular curtain walls made before 1979 should be subject to further inspection. When renovating the outer facade, the stability of the curtain wall must be verified. The EJOT® VSD is a particularly cost-effective solution for subsequent installation between load-bearing shell and curtain wall.

### Technical specifications

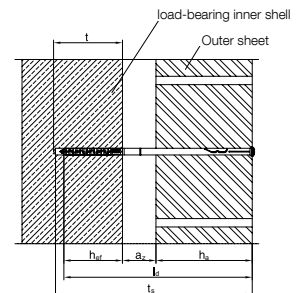


### Certifications



### Base materials

- Suitable for load-bearing inner sheets made of
- > Concrete
  - > solid brick
  - > Perforated brick and outer sheet of
  - > Solid clinker
  - > Vertically perforated clinker
  - > Face brick



### Product online



Order description	Length $l_d$ [mm]	Drill hole depth $t_s$ ≤ [mm]	Distance $a_2$ [mm]	Curtain wall $h_a$ ≥ [mm]	PU [pieces]	Price/100 [EUR]	Article number	EAN
<b>Anchors with A4 stainless steel screws (-E)</b>								
VSD-2G-8Ux145-E	145	155	–	60*	100		8502145600	4061245081939
VSD-2G-8Ux205-E	205	215	0–20	115	100		8502205600	4039161009771
VSD-2G-8Ux225-E	225	235	20–40	115	100		8502225600	4039161009788

\*Face brick

## Nail anchor ND-K



Cross references	page
Hammer drill SDS plus	67
Cordless screwdriver ASCM	63
Cordless hammer drill	65
Cross recess Z2	69

### Application range

- Speed plug for light-duty fixings:
- > Substructures
  - > Cabinets, Skirting boards, lath
  - > Cable ducts, cable clamps
  - > pipe supports

### Properties

- > Ready-to-install nylon collar flange plug with nail made of zinc-plated steel (GVZ) / Stainless steel
- > Drive-in installation
- > Nail head with Pozidriv recess for removal or adjustment of the anchor
- > The plug collars serve as plastic insulating washers and thus prevent contact corrosion
- > GVZ for dry indoor areas

### Technical specifications



### Base materials

- Suitable for
- > Concrete
  - > Solid clay brick
  - > vertically perforated brick

Typ	d <sub>0</sub> [mm]	h <sub>ef</sub> [mm]	Recommended loads Non-cracked concrete C20/25		Recommended loads Solid clay brick f <sub>b</sub> 20.5 N/mm <sup>2</sup>	
			N <sub>Rec</sub> [kN]	V <sub>Rec</sub> [kN]	N <sub>Rec</sub> [kN]	V <sub>Rec</sub> [kN]
5x 30	5	30	0.1	0.1	0.1	0.1
5x 40	5	30	0.1	0.1	0.1	0.1
5x 50	5	30	0.1	0.1	0.1	0.1
6x 40	6	30	0.2	0.2	0.2	0.2
6x 60	6	30	0.2	0.2	0.2	0.2
6x 80	6	30	0.2	0.2	0.2	0.2
8x 60	8	40	0.3	0.3	0.3	0.3
8x 80	8	40	0.3	0.3	0.3	0.3
8x 100	8	40	0.3	0.3	0.3	0.3

### Product online



Order description	Length [mm]	Fastening thickness t <sub>fix</sub> [mm]	PU [pieces]	Price/100 [EUR]	Article number	EAN
<b>Anchors with zinc-plated steel nail (GVZ)</b>						
ND-K 5/30 V	30	0-5	200		9650075678	4061245083001
ND-K 6/40 V	40	10	200		9650075679	4061245083032
ND-K 8/60 V	60	20	100		9650075684	4061245083063
<b>Anchors with stainless steel nail</b>						
ND-K 6/40 E	40	10	200		9650075692	4061245083094

Further lengths and A2 stainless steel on request



## Nail anchor ND-S



## Application range

Speed plug for light-duty fixings:

- > Substructures
- > Cabinets, Skirting boards, lath
- > Cable ducts, cable clamps
- > pipe supports

## Properties

- > Ready-to-install nylon countersunk plug with nail made of zinc-plated steel (GVZ)
- > Drive-in installation
- > Nail screw head with Pozidriv recess for the removal or adjustment of the anchor
- > GVZ for dry indoor areas

## Technical specifications



## Base materials

Suitable for

- > Concrete
- > Solid clay brick
- > vertically perforated brick

## Cross references

	page
Hammer drill SDS plus	67
Cordless screwdriver ASCM	63
Cordless hammer drill	65
Cross recess Z2	69

Typ	d <sub>0</sub> [mm]	h <sub>ef</sub> [mm]	Recommended loads Non-cracked concrete C20/25		Recommended loads Solid clay brick f <sub>b</sub> 20.5 N/mm <sup>2</sup>	
			N <sub>Rec</sub> [kN]	V <sub>Rec</sub> [kN]	N <sub>Rec</sub> [kN]	V <sub>Rec</sub> [kN]
5x 30	5	30	0.1	0.1	0.1	0.1
5x 40	5	30	0.1	0.1	0.1	0.1
5x 50	5	30	0.1	0.1	0.1	0.1
6x 40	6	30	0.2	0.2	0.2	0.2
6x 60	6	30	0.2	0.2	0.2	0.2
6x 80	6	30	0.2	0.2	0.2	0.2
8x 60	8	40	0.3	0.3	0.3	0.3
8x 80	8	40	0.3	0.3	0.3	0.3
8x 100	8	40	0.3	0.3	0.3	0.3

## Product online



Order description	Length [mm]	Fastening thickness t <sub>fix</sub> [mm]	PU [pieces]	Price/100 [EUR]	Article number	EAN
<b>Anchors with zinc-plated steel nail</b>						
ND-S 6/40 V	40	10	200		9650075660	4061245083131

Further lengths  
and A2 stainless  
steel on request





## Through bolt BA-V-PLUS



Cross references	page
Cleaning brush	76
Blow-out pump	77
Tool belt	73
Hammer drill SDS plus	67
Cordless hammer drill	65
Installation tool through bolt	74
Torque wrench	73
Socket wrench	72

### Application range

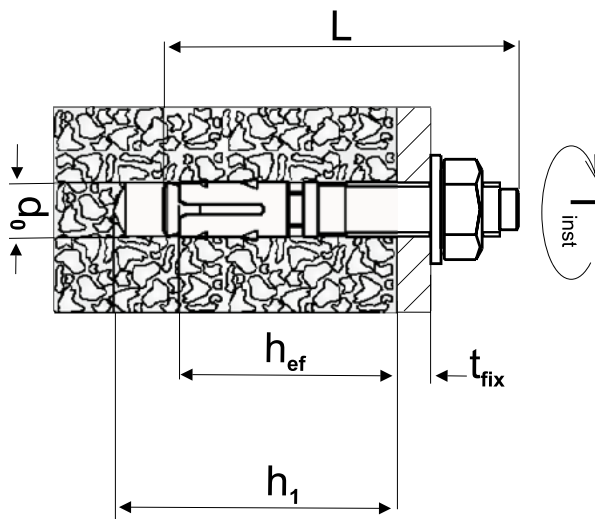
- > For embedment in cracked and non-cracked concrete  $\geq C20/25$
- > Dry internal conditions
- > For embedment of medium-heavy to heavy fixings such as pillars, metal structures and wooden structures
- > For pre-, push-through and distance installations

### Properties

- > Zinc-plated steel
- > Approval for concrete, option 1
- > Fire resistance classes F30, F60, F90, F120

### Note

Characteristic values apply to the compression strength of C20/25 concrete. Design load of an anchor for centric tension in cracked concrete.



### Applications



### Technical specifications

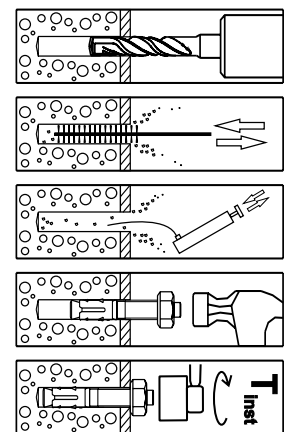


### Certifications



### Base materials

- Approved for
- > Cracked concrete
  - > Non-cracked concrete



Anchor type	Effective embedment depth $h_{ef}$ [mm]	Permitted load $F_{zul}$ [kN]	Centre distance [mm]			Edge distance [mm]			Permitted Bending moment $M_{zul}$ [Nm]	Seismic performance category	Tightening torque $T_{inst}$ [Nm]
			$s_{cr,N}$	$s_{min}$	C	$c_{cr,N}$	$c_{min}$	S			
BA-V Plus 8	35	2.4	106	55	75	53	40	140	15.0	15	
	48	4.0	144	35	50	72	40	55	15.0	15	
BA-V Plus 10	40	4.1	120	50	95	60	50	190	29.1	C2	30
	60	5.7	180	40	60	90	50	100	29.1		30
BA-V Plus 12	50	5.8	150	55	110	75	60	215	51.4	60	
	70	7.6	210	60	70	105	55	110	51.4	60	
BA-V Plus 16	85	11.4	254	65	95	127	65	150	125.6	110	





## Product online



	Order description	$d_0$ [mm]	L [mm]	$t_{rx} \leq$ [mm]	$h_1 \geq$ [mm]	$h_{ef} \geq$ [mm]	PU [pieces]	Price/100 [EUR]	Article number	EAN
<b>NEW</b>	BA-V-PLUS-8/5/-	8	57	5	47	35	50		9650001308	4061245090719
	BA-V-PLUS-8/23/10	8	75	23/10	47/60	35/48	50		9650001310	4061245037004
	BA-V-PLUS-8/43/30	8	95	43/30	47/60	35/48	50		9650001312	4061245037011
	BA-V-PLUS-10/10/-	10	72	10	55	40	40		9650001323	4061245037042
	BA-V-PLUS-10/30/10	10	92	30/10	55/75	40/60	40		9650001325	4061245037059
	BA-V-PLUS-10/40/20	10	102	40/20	55/75	40/60	25		9650001326	4061245037066
	BA-V-PLUS-12/10/-	12	88	10	70	50	20		9650001338	4061245037103
	BA-V-PLUS-12/25/5	12	103	25/5	70/90	50/70	20		9650001340	4061245037110
	BA-V-PLUS-12/40/20	12	118	40/20	70/90	50/70	20		9650001342	4061245037127
	BA-V-PLUS-16/20	16	138	20	110	85	10		9650001359	4061245038902
	BA-V-PLUS-16/50	16	168	50	110	85	10		9650001362	4061245038926

Further lengths upon  
request



## Through bolt BA-E Plus



Cross references	page
Cleaning brush	76
Blow-out pump	77
Tool belt	73
Hammer drill SDS plus	67
Cordless hammer drill	65
Installation tool through bolt	74
Torque wrench	73
Socket wrench	72

### Application range

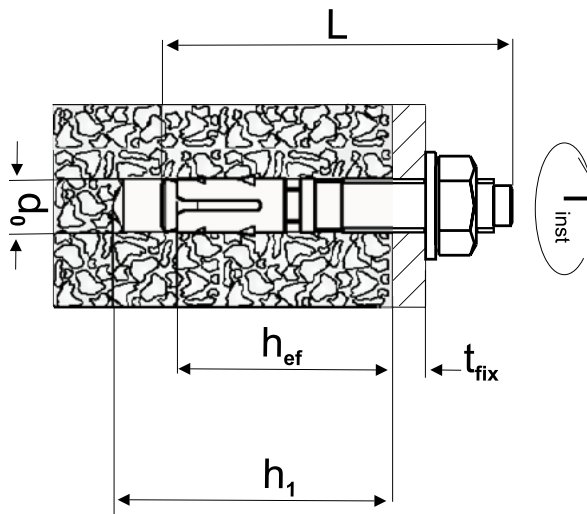
- > For embedment in cracked and non-cracked concrete  $\geq C20/25$
- > Dry internal conditions
- > Wet areas
- > Outdoors, including in industrial atmospheres and coastal environments
- > For embedment of medium-heavy to heavy fixings such as pillars, metal structures and wooden structures
- > For pre-, push-through and distance installations

### Properties

- > A4 stainless steel
- > HCR stainless steel 1.4529 available upon request
- > Approval for concrete, option 1
- > Fire resistance classes F30, F60, F90, F120

### Note

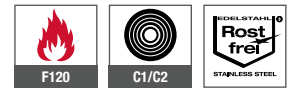
Characteristic values apply to the compression strength of C20/25 concrete. Design load of an anchor for centric tension in cracked concrete.



### Applications



### Technical specifications

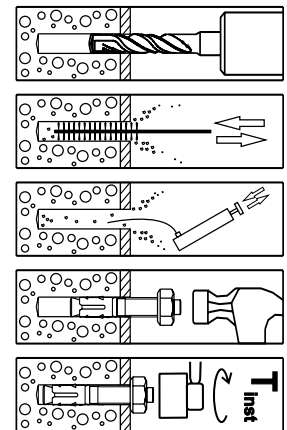


### Certifications



### Base materials

- Approved for
- > Cracked concrete
  - > Non-cracked concrete



Anchor type	Effective embedment depth $h_{ef}$ [mm]	Permitted load $F_{zul}$ [kN]	Centre distance [mm]			Edge distance [mm]			Permitted Bending moment $M_{zul}$ [Nm]	Seismic performance category	Tightening torque $T_{inst}$ [Nm]
			$s_{cr, N}$	$s_{min}$	C	$c_{cr, N}$	$c_{min}$	S			
BA-E Plus 8	35	2.4	106	55	75	53	40	140	14.3		20
	48	4.0	144	35	50	72	40	55	14.3		20
BA-E Plus 10	40	4.1	120	50	95	60	50	190	29.1	C2	45
	60	5.7	180	40	60	90	50	100	29.1		45
BA-E Plus 12	50	5.8	150	55	110	75	60	215	51.4		60
	70	7.6	210	60	70	105	55	110	51.4		60
BA-E Plus 16	85	11.4	254	65	95	127	65	150	122.7		110





## Product online



Order description	$d_0$ [mm]	L [mm]	$t_{rx} \leq$ [mm]	$h_1 \geq$ [mm]	$h_{ef} \geq$ [mm]	PU [pieces]	Price/100 [EUR]	Article number	EAN
<b>NEW</b> BA-E-PLUS-8/5/-	8	57	5	47	35	50		9650005308	4061245090733
BA-E-PLUS-8/23/10	8	75	23/10	47/60	35/48	50		9650005310	4061245037349
BA-E-PLUS-8/43/30	8	95	43/30	47/60	35/48	50		9650005312	4061245037356
BA-E-PLUS-10/10/-	10	72	10	55	40	40		9650005323	4061245037387
BA-E-PLUS-10/30/10	10	92	30/10	55/75	40/60	40		9650005325	4061245037394
BA-E-PLUS-10/40/20	10	102	40/20	55/75	40/60	25		9650005326	4061245037400
BA-E-PLUS-12/10/-	12	88	10	70	50	20		9650005338	4061245037448
BA-E-PLUS-12/25/5	12	103	25/5	70/90	50/70	20		9650005340	4061245037455
BA-E-PLUS-12/40/20	12	118	40/20	70/90	50/70	20		9650005342	4061245037462
BA-E-PLUS-16/20	16	138	20	110	85	10		9650005359	4061245038988
BA-E-PLUS-16/50	16	168	50	110	85	10		9650005362	4061245039008

Further lengths upon  
request





# EJOT®

## KERI anchor

Basis of a perfect refurbishment of three-layer exterior walls by subsequent fixing of rain screens

- > KERI rain screen anchor made of A4 stainless steel
- > Easy and quick installation
- > Vertical load transfer of existing building fabric
- > Vertical load transfer of the new facade system
- > High anchor-carrying capacity
- > Smallest edge and centre distances

[www.ejot.com/keri-anchor](http://www.ejot.com/keri-anchor)





## Drop-in anchor LAL+



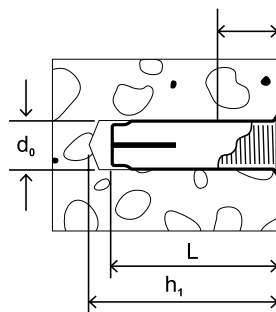
Cross references	page
Cleaning brush	76
Blow-out pump	77
Cordless hammer drill	65
Installation tool drop-in anchor	74

## Application range

- > Suspension systems
- > Pipelines
- > Air ducts
- > Sprinkler systems
- > cable racks
- > Machinery
- > Consoles
- > Ceiling girders
- > Suitable for sprinkler systems
- > For dry indoor use
- > Approved for usage in pre-stressed hollow core ceiling slabs (ETA-13/0441)

## Properties

- > Zinc-plated steel
- > Drop-in anchor for pre-assembly with an assembly tool
- > Internal thread for metric screws and rods
- > The suitable bolt length is 1-1.5 x nominal anchor length + thickness of component
- > The small required drill hole depth facilitates drilling and over-head mounting



## Applications



## Technical specifications



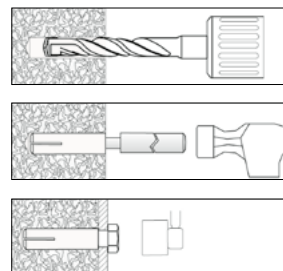
## Certifications



## Base materials

- Approved for
- > Cracked concrete
  - > Non-cracked concrete

## Drill hole cleaning



## Product online



## Characteristic values

Admissible loads  
non-cracked concrete 20/25

Typ	$f_{max}$ [mm]	$f_{min}$ [mm]	$d_f$ [mm]	$T_{inst}$ [Nm]	$N_{Rec}$ [kN]	$V_{Rec}$ [kN]
LAL+6	11	6	7	4	1.9	1.7
LAL+8	13	8	9	8	3.6	3.1
LAL+10	16	10	12	15	4.8	4.5

Order description	Threads [mm]	L [mm]	$d_o$ [mm]	$h_1$ [mm]	PU [pieces]	Price/100 [EUR]	Article number	EAN
LAL+6	M6	25	8	27	100		9650070070	4061245003757
LAL+8	M8	30	10	32	100		9650070072	4061245003740
LAL+10	M10	40	12	43	100		9650070074	4061245003733

## LIEBIG® safety bolt S



Cross references	page
Cleaning brush	76
Blow-out pump	77
Tool belt	73
Hammer drill SDS plus	67
Cordless hammer drill	65
Torque wrench	73
Socket wrench	72

### Application range

- > Steel structures
- > Machinery
- > Guard rails
- > Automatic hub systems
- > Railings
- > Base plates
- > Storage racks

### Properties

- > Safety bolt with hexagon screw
- > Zinc-plated steel
- > Torque-controlled heavy-duty anchor with double cone for push-through installation
- > Suitable for heavy loads due to optimum frictional resistance. Cylindrical, wide expansion zone of the sleeve along the whole length
- > With dome-shaped washers for visual assembly inspection
- > For dry indoor and temporary outdoor use
- > Removable

### Technical specifications

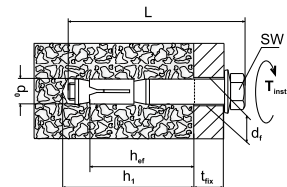


### Certifications



### Base materials

- Approved for
- > Cracked concrete
  - > Non-cracked concrete



Characteristic values							Admissible loads non-cracked concrete C20/25		Admissible loads cracked concrete C20/25		
	Typ	$d_t$ [mm]	SW [mm]	$d_0$ [mm]	$h_{ef}$ [mm]	$h_1$ [mm]	$T_{inst}$ [Nm]	$N_{Rec}$ [kN]	$V_{Rec}$ [kN]	$N_{Rec}$ [kN]	$V_{Rec}$ [kN]
M6-10/45/5		12	10	10	45	60	8	3.0	7.2	2.4	5.2
M6-10/45/15		12	10	10	45	60	8	3.0	7.2	2.4	5.2
M6-10/45/40		12	10	10	45	60	8	3.0	7.2	2.4	5.2
M8-12/55/5		14	13	12	55	70	20	4.8	9.8	3.6	7.0
M8-12/55/15		14	13	12	55	70	20	4.8	9.8	3.6	7.0
M8-12/55/40		14	13	12	55	70	20	4.8	9.8	3.6	7.0
M10-15/70/5		17	17	15	70	85	60	9.5	22.3	7.6	20.1
M10-15/70/15		17	17	15	70	85	60	9.5	22.3	7.6	20.1
M10-15/70/40		17	17	15	70	85	60	9.5	22.3	7.6	20.1
M12-20/80/5		21	19	20	80	100	90	17.1	34.3	12.3	24.5
M12-20/80/15		21	19	20	80	100	90	17.1	34.3	12.3	24.5
M12-20/80/40		21	19	20	80	100	90	17.1	34.3	12.3	24.5
M16-25/100/5		26	24	25	100	125	170	24.0	48.0	17.1	34.3
M16-25/100/15		26	24	25	100	125	170	24.0	48.0	17.1	34.3
M16-25/100/40		26	24	25	100	125	170	24.0	48.0	17.1	34.3





## Product online



Order description	Thread size	L [mm]	d <sub>0</sub> [mm]	t <sub>fix</sub> [mm]	PU [pieces]	Price/100 [EUR]	Article number	EAN
LIEBIG S M8-12/55/5	M8	80	12	5	25		9652055105	4061245001043
LIEBIG S M8-12/55/15	M8	90	12	15	25		9652055115	4061245001036
LIEBIG S M8-12/55/40	M8	115	12	40	25		9652055140	4061245001029
LIEBIG S M10-15/70/5	M10	95	15	5	25		9655070105	4061245000459
LIEBIG S M10-15/70/15	M10	105	15	15	25		9655070115	4061245000442
LIEBIG S M10-15/70/40	M10	130	15	40	10		9655070140	4061245000435
LIEBIG S M12-20/80/5	M12	113	20	5	10		9650080105	4061245001531
LIEBIG S M12-20/80/15	M12	123	20	15	10		9650080115	4061245001524
LIEBIG S M12-20/80/40	M12	148	20	40	10		9650080140	4061245001517

Further lengths  
upon request



## LIEBIG® safety bolt B



Cross references	page
Cleaning brush	76
Blow-out pump	77
Tool belt	73
Hammer drill SDS plus	67
Cordless hammer drill	65
Torque wrench	73
Socket wrench	72

### Application range

- > Steel structures
- > Machinery
- > Guard rails
- > Automatic hub systems
- > Railings
- > Base plates
- > Storage racks

### Properties

- > Safety bolt with threaded bolt and nut
- > Zinc-plated steel
- > Torque-controlled heavy-duty anchor with double cone for push-through installation
- > Suitable for heavy loads due to optimum frictional resistance. Cylindrical, wide expansion zone of the sleeve along the whole length
- > With dome-shaped washers for visual assembly inspection
- > For dry indoor and temporary outdoor use
- > Removable

### Technical specifications

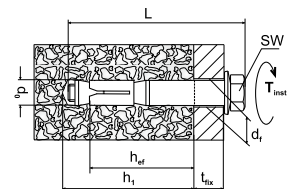


### Certifications



### Base materials

- Approved for
- > Cracked concrete
  - > Non-cracked concrete



Characteristic values							Admissible loads non-cracked concrete C20/25		Admissible loads cracked concrete C20/25		
	Typ	$d_i$ [mm]	SW [mm]	$d_0$ [mm]	$h_{ef}$ [mm]	$h_1$ [mm]	$T_{inst}$ [Nm]	$N_{Rec}$ [kN]	$V_{Rec}$ [kN]	$N_{Rec}$ [kN]	$V_{Rec}$ [kN]
M6-10/45/5		12	10	10	45	60	8	3.0	7.2	2.4	5.2
M6-10/45/15		12	10	10	45	60	8	3.0	7.2	2.4	5.2
M6-10/45/40		12	10	10	45	60	8	3.0	7.2	2.4	5.2
M8-12/55/5		14	13	12	55	70	15	4.8	9.8	3.6	7.0
M8-12/55/15		14	13	12	55	70	15	4.8	9.8	3.6	7.0
M8-12/55/40		14	13	12	55	70	15	4.8	9.8	3.6	7.0
M8-12/55/65		14	13	12	55	70	15	4.8	9.8	3.6	7.0
M8-12/55/100		14	13	12	55	70	15	4.8	9.8	3.6	7.0
M10-15/70/5		17	17	15	70	85	40	9.5	22.3	7.6	20.1
M10-15/70/15		17	17	15	70	85	40	9.5	22.3	7.6	20.1
M10-15/70/40		17	17	15	70	85	40	9.5	22.3	7.6	20.1
M10-15/70/65		17	17	15	70	85	40	9.5	22.3	7.6	20.1
M10-15/70/100		17	17	15	70	85	40	9.5	22.3	7.6	20.1
M12-20/80/5		21	19	20	80	100	70	17.1	34.3	12.3	24.5
M12-20/80/15		21	19	20	80	100	70	17.1	34.3	12.3	24.5
M12-20/80/40		21	19	20	80	100	70	17.1	34.3	12.3	24.5
M12-20/80/65		21	19	20	80	100	70	17.1	34.3	12.3	24.5
M12-20/80/100		21	19	20	80	100	70	17.1	34.3	12.3	24.5





Typ	Characteristic values						Admissible loads non-cracked concrete C20/25		Admissible loads cracked concrete C20/25	
	$d_i$ [mm]	SW [mm]	$d_0$ [mm]	$h_{ef}$ [mm]	$h_1$ [mm]	$T_{inst}$ [Nm]	$N_{Rec}$ [kN]	$V_{Rec}$ [kN]	$N_{Rec}$ [kN]	$V_{Rec}$ [kN]
M16-25/100/5	26	24	25	100	125	115	24.0	48.0	17.1	34.3
M16-25/100/15	26	24	25	100	125	115	24.0	48.0	17.1	34.3
M16-25/100/40	26	24	25	100	125	115	24.0	48.0	17.1	34.3
M16-25/100/65	26	24	25	100	125	115	24.0	48.0	17.1	34.3
M16-25/100/100	26	24	25	100	125	115	24.0	48.0	17.1	34.3

### Product online



Order description	Thread size [mm]	L [mm]	$d_0$ [mm]	$t_{fix}$ [mm]	PU [pieces]	Price/100 [EUR]	Article number	EAN
LIEBIG B M8-12/55/5	M8	85	12	5	25		9652055005	4061245001098
LIEBIG B M8-12/55/15	M8	95	12	15	25		9652055015	4061245001081
LIEBIG B M8-12/55/40	M8	120	12	40	25		9652055040	4061245001074
LIEBIG B M8-12/55/65	M8	145	12	65	25		9652055065	4061245001067
LIEBIG B M8-12/55/100	M8	180	12	100	25		9652055100	4061245001050
LIEBIG B M10-15/70/5	M10	100	15	5	25		9655070005	4061245000503
LIEBIG B M10-15/70/15	M10	110	15	15	25		9655070015	4061245000497
LIEBIG B M10-15/70/40	M10	135	15	40	10		9655070040	4061245000480
LIEBIG B M10-15/70/65	M10	160	15	65	10		9655070065	4061245000473
LIEBIG B M10-15/70/100	M10	195	15	100	10		9655070100	4061245000466
LIEBIG B M12-20/80/5	M12	120	20	5	10		9650080005	4061245001593
LIEBIG B M12-20/80/15	M12	130	20	15	10		9650280015	4061245001142
LIEBIG B M12-20/80/40	M12	155	20	40	10		9650080040	4061245001562
LIEBIG B M12-20/80/65	M12	180	20	65	10		9650080065	4061245001555
LIEBIG B M12-20/80/100	M12	215	20	100	10		9650080100	4061245001548

Further lengths  
upon request



## LIEBIG® safety bolt SK



Cross references	page
Cleaning brush	76
Blow-out pump	77
Tool belt	73
Hammer drill SDS plus	67
Cordless hammer drill	65
Torque wrench	73
Socket wrench	72

### Application range

- > Steel structures
- > Machinery
- > Guard rails
- > Railings
- > Base plates
- > Storage racks

### Properties

- > Safety bolt with countersunk screw
- > Zinc-plated steel
- > Torque-controlled heavy-duty anchor with double cone for push-through installation
- > Suitable for heavy loads thanks to the optimum frictional resistance
- > Cylindrical, wide expansion zone of the sleeve along the whole length
- > For dry indoor use
- > Removable

### Technical specifications

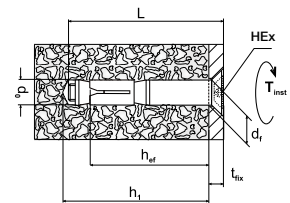


### Certifications



### Base materials

- Approved for
- > Cracked concrete
  - > Non-cracked concrete



Characteristic values									Admissible loads non-cracked concrete C20/25		Admissible loads cracked concrete C20/25		
	Typ	$d_f$ [mm]	HEX [mm]	$d_0$ [mm]	$h_{ef}$ [mm]	$h_1$ [mm]	$d_k$ [mm]	$k$ [mm]	$T_{inst}$ [Nm]	$N_{Rec}$ [kN]	$V_{Rec}$ [kN]	$N_{Rec}$ [kN]	$V_{Rec}$ [kN]
M6-10/45/15		12	4	10	45	60	20	5.5	12	3.0	7.2	2.4	5.2
M6-10/45/40		12	4	10	45	60	20	5.5	12	3.0	7.2	2.4	5.2
M8-12/55/15		14	5	12	55	70	20	6.5	20	4.8	9.8	3.6	7.0
M8-12/55/40		14	5	12	55	70	24	6.5	20	4.8	9.8	3.6	7.0
M10-15/70/15		17	6	15	70	85	27	7	60	9.5	22.3	7.6	20.1
M10-15/70/40		17	6	15	70	85	27	7	60	9.5	22.3	7.6	20.1
M12-20/80/15		21	8	20	80	100	33	8	90	17.1	34.3	12.3	24.5
M12-20/80/40		21	8	20	80	100	33	8	90	17.1	34.3	12.3	24.5
M16-25/100/15		26	10	25	100	125	50	14	190	24.0	48.0	17.1	34.3
M16-25/100/40		26	10	25	100	125	50	14	190	24.0	48.0	17.1	34.3







## Product online



Order description	Thread size [mm]	L [mm]	d <sub>0</sub> [mm]	t <sub>fix</sub> [mm]	PU [pieces]	Price/100 [EUR]	Article number	EAN
LIEBIG SK M6-10/45/15	M6	70	10	15	50		9650045415	4061245005591
LIEBIG SK M6-10/45/40	M6	95	10	40	50		9650045440	4061245005584
LIEBIG SK M8-12/55/15	M8	85	12	15	25		9652055415	4061245000947
LIEBIG SK M8-12/55/40	M8	110	12	40	25		9652055440	4061245000930

Further lengths  
upon request



## LIEBIG® self-undercutting anchor SUPERPLUS BLS



Cross references	page
Cleaning brush	76
Blow-out pump	77
Tool belt	73
Hammer drill SDS plus	67
Cordless hammer drill	65
Torque wrench	73
Socket wrench	72

### Application range

- > Power plants
- > Machinery
- > Base plates
- > For dynamic and seismic loads
- > Small spacings and edge distances

### Properties

- > Self-undercutting anchor with threaded bolt, nut and washer
- > Zinc-plated steel
- > Automatic self-undercutting, unique heavy-duty anchor for push through installation
- > Cost-effective: No special drills, undercutting or setting tools required
- > Minimal expansion forces allow for small centre and edge distances
- > For dry indoor use
- > Removable

### Technical specifications

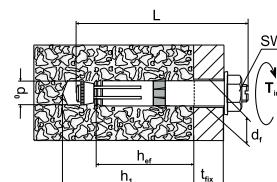


### Certifications



### Base materials

- Approved for
- > Cracked concrete
- > Non-cracked concrete



Characteristic values							Admissible loads non-cracked concrete C20/25		Admissible loads cracked concrete C20/25		
	Typ	$d_i$ [mm]	SW [mm]	$d_0$ [mm]	$h_{ef}$ [mm]	$h_1$ [mm]	$T_{inst}$ [Nm]	$N_{Rec}$ [kN]	$V_{Rec}$ [kN]	$N_{Rec}$ [kN]	$V_{Rec}$ [kN]
M8-14/80/25		16	13	14	80	100	25	13.9	23.7	7.6	23.7
M12-20/80/15		21	19	20	80	105	80	17.2	34.4	11.9	24.6
M12-20/80/30		21	19	20	80	105	80	17.2	34.4	11.9	24.6
M16-25/150/30		26	24	25	150	185	180	44.1	67.4	23.8	63.0
M16-25/200/40		26	24	25	200	235	180	59.8	67.4	35.7	67.4
M16-25/200/60		26	24	25	200	235	180	59.8	67.4	35.7	67.4

### Product online



Order description	Thread size [mm]	L [mm]	$d_0$ [mm]	$t_{fix}$ [mm]	PU [pieces]	Price/100 [EUR]	Article number	EAN
LIEBIG SUPERPLUS BLS M8-14/80/25	M8	130	14	25	25		9654080025	4061245000756
LIEBIG SUPERPLUS BLS M12-20/80/15	M12	130	20	15	10		9650080015	4061245001586
LIEBIG SUPERPLUS BLS M12-20/80/30	M12	145	20	30	10		9650080030	4061245001579
LIEBIG SUPERPLUS BLS M16-25/150/30	M16	220	25	30	5		9655150030	4061245000091
LIEBIG SUPERPLUS BLS M16-25/200/40	M16	280	25	40	5		9655200040	4061245000039
LIEBIG SUPERPLUS BLS M16-25/200/60	M16	300	25	60	5		9655200060	4061245000022

## LIEBIG® self-undercutting anchor SUPERPLUS BLS A4



### Application range

- > Power plants
- > Machinery
- > Base plates
- > For dynamic and seismic loads
- > Small spacings and edge distances

### Properties

- > Self-undercutting anchor with threaded bolt, nut and washer
- > A4-80 stainless steel
- > Automatic self-undercutting, unique heavy-duty anchor for push through installation
- > Cost-effective: No special drills, undercutting or setting tools required
- > Minimal expansion forces allow for small centre and edge distances
- > For indoor and outdoor areas, as well as industrial applications
- > Removable

### Technical specifications



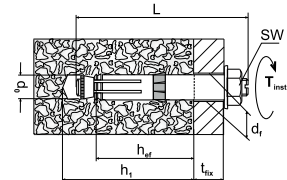
### Certifications



### Base materials

- Approved for
- > Cracked concrete
  - > Non-cracked concrete

Cross references	page
Cleaning brush	76
Blow-out pump	77
Tool belt	73
Hammer drill SDS plus	67
Cordless hammer drill	65
Torque wrench	73
Socket wrench	72



Characteristic values	Admissible loads non-cracked concrete C20/25						Admissible loads cracked concrete C20/25			
	Typ	d <sub>1</sub> [mm]	SW [mm]	d <sub>0</sub> [mm]	h <sub>ef</sub> [mm]	h <sub>1</sub> [mm]	T <sub>inst</sub> [Nm]	N <sub>Rec</sub> [kN]	V <sub>Rec</sub> [kN]	N <sub>Rec</sub> [kN]
M8-14/80/25	16	16	14	80	100	25	13.1	24	5.7	24
M12-20/80/15	21	19*	20	80	105	80	17.2	34.4	11.9	24.5
M16-25/150/30	26	24	25	150	185	180	44.1	88.4	28.6	63.0
M16-25/200/40	26	24	25	200	185	180	59.8	67.4	35.7	67.4

### Product online



Order description	Thread size [mm]	L [mm]	d <sub>0</sub> [mm]	t <sub>fix</sub> [mm]	PU [pieces]	Price/100 [EUR]	Article number	EAN
LIEBIG SUPERPLUS BLS M8-14/80/25 A4	M8	130	14	25	25		9654080254	4061245000732
LIEBIG SUPERPLUS BLS M12-20/80/15 A4	M12	130	20	15	10		9650080154	4061245001500
LIEBIG SUPERPLUS BLS M16-25/150/30 A4	M16	220	25	30	5		9655150304	4061245000053

Further versions upon request!




SUPERPLUS SLS A4



SUPERPLUS SKLS A4



SUPERPLUS BLS-P



SUPERPLUS ILS

## LIEBIG® lightning protection anchor SUPERPLUS BLS M8-14 A4



### Application range

- > Retrofitted grounding systems

### Properties

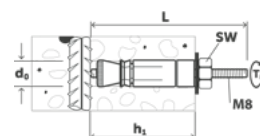
- > A4 stainless steel
- > Automatically self-undercutting, unique heavy duty anchor for pre-set installations
- > Connected retrofitted grounding systems with reinforced bars in concrete structures
- > LIEBIG® SUPERPLUS lightning protection anchors have the same properties and provide the same output as the self-undercutting SUPERPLUS anchors
- > A4 for indoor and outdoor areas, as well as industrial applications
- > Removable

### Technical specifications



### Base materials

- Also suitable for
- > Concrete



Cross references	page
Cleaning brush	76
Blow-out pump	77
Tool belt	73
Hammer drill SDS plus	67
Cordless hammer drill	65
Torque wrench	73
Socket wrench	72

### Product online



Order description	Thread size [mm]	L [mm]	d <sub>0</sub> [mm]	h <sub>1</sub> [mm]	PU [pieces]	Price/100 [EUR]	Article number	EAN
LIEBIG lightning protection anchor BLS M8-14 A4	M8	85	14	40...60	25		9650814085	4061245001111

## LIEBIG® step iron anchor SUPERPLUS A4



Cross references	page
Cleaning brush	76
Blow-out pump	77
Tool belt	73
Hammer drill SDS plus	67
Cordless hammer drill	65
Torque wrench	73
Socket wrench	72

### Application range

- > Step iron fastenings as per DIN 1211-3 / DIN 1212-3

### Properties

- > A4 stainless steel
- > Automatic self-undercutting, unique heavy-duty anchor for push through installation
- > Used to attach step irons in wastewater revision chutes. The special plastic sleeves prevent contact corrosion between the step iron and the anchor
- > Step iron anchors have the same properties and provide the same output as the self-undercutting SUPERPLUS anchors
- > Also easy to install in areas difficult to access.
- > A4 for indoor and outdoor areas, as well as industrial applications
- > Removable

### Technical specifications

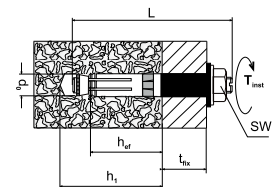


### Certifications



### Base materials

- Approved for
- > Cracked concrete
  - > Non-cracked concrete



**Easy installation - quick and reliable embedment:**  
1. Drill hole.



2. Clean drill hole.



3. Place the step iron anchor through the hole in the step iron using the push-through method.



4. Align step iron.



5. Drill and clean second hole. Step iron serves as plate drill jig.



6. Position step iron anchor and tighten with a torque wrench with  $T_{inst} = 25 \text{ Nm}$ .

### Product online



### Characteristic values

Typ	$d_i$ [mm]	SW [mm]	$d_o$ [mm]	$h_{ef}$ [mm]	$h_1$ [mm]	$T_{inst}$ [Nm]	Admissible loads non-cracked concrete C20/25		Admissible loads cracked concrete C20/25	
							$N_{Rec}$ [kN]	$V_{Rec}$ [kN]	$N_{Rec}$ [kN]	$V_{Rec}$ [kN]
M8-14/40	16	16	14	40	60	25	6.1	6.1	4.3	4.3
M8-14/60	16	16	14	60	80	25	6.1	6.1	4.3	4.3

### Order description

Order description	Thread size [mm]	L [mm]	$d_o$ [mm]	$t_{fix}$ [mm]	PU [pieces]	Price/100 [EUR]	Article number	EAN
LIEBIG step iron anchor BLS M8-14/40SD A4	M8	95	14	25	100		9650814040	4061245001135
LIEBIG step iron anchor BLS M8-14/60SA A4	M8	115	14	25	25		9650040060	4061245001630

## Injection system Multifix USF



### Included in delivery

- 1 mortar cartridge
- 1 mixing nozzle

### Cross references

	page
Anchor rod	52
Mesh sleeve	53
Cleaning brush	76
Blow-out pump	77
Cartridge applicator gun	75
Hammer drill SDS plus	67
Cordless hammer drill	65
Duster Expert SDS plus®	68



Watch the video now:  
[www.ejot.de/video/technik/chemical-anchors-en](http://www.ejot.de/video/technik/chemical-anchors-en)

### Application range

- > For installation in cracked concrete (option 1) and non-cracked concrete (option 7) (ETA-16/0107)
- > For installation in masonry (ETA-16/0089)
- > For installation in natural stone (without approval)
- > Approved for anchor rods M8, M10, M12, M16, M20, M24, M27, M30

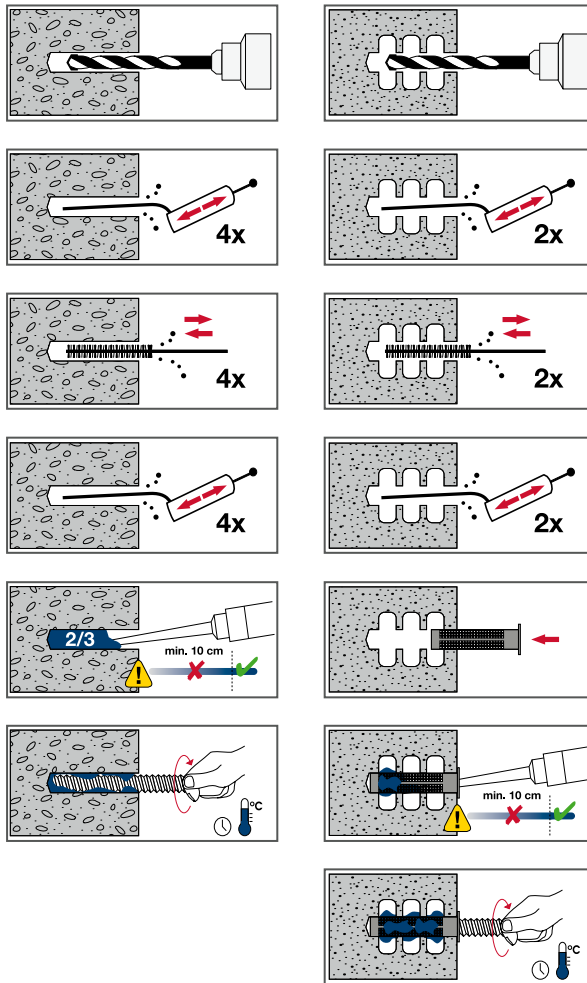
### Properties

- > Vinyl resin, styrene-free
- > Can be used in wet concrete and water-filled drill holes

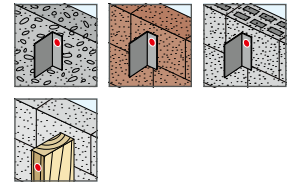
### Note

Please observe the corresponding approvals during planning and processing.

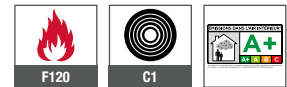
**The storage temperature must not permanently exceed 25 °C! Please store upright!**



### Applications



### Technical specifications




### Certifications

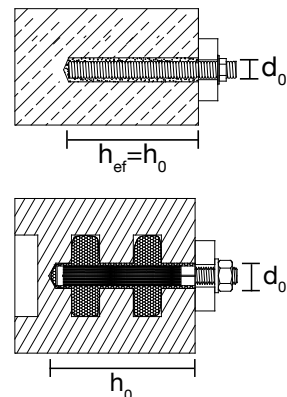


### Base materials

- Approved for
- > Cracked concrete
  - > Non-cracked concrete
  - > Masonry



**Note:**  
 Plastic bag must be cut open before processing!







Installation parameters			
Anchor rod	$d_0$ [mm]	$h_{ef} = h_0$ min-max [mm]	$T_{inst}$ concrete $\leq$ [Nm]
M8	10	60–160	10
M10	12	60–200	20
M12	14	70–240	40
M16	18	80–320	80
M20	24	90–400	120
M24	28	96–480	160
M27	32	108–540	180
M30	35	120–600	200

Installation parameters			
Ambient temperature [°C]	Processing time	Curing time in dry weather	Curing time in wet weather
-10*	1h 30'	24h	48h
$\geq -5$	1h 30'	14h	28h
$\geq 0$	45'	7h	14h
$\geq +5$	25'	2h	4h
$\geq +10$	15'	1h 20'	2h 40'
$\geq +20$	6'	45'	1h 30'
$\geq +30$	4'	25'	50'
$\geq +35$	2'	20'	40'
+40	1.5'	15'	30'

\*Min. cartridge temperature +15 °C

Consumption in solid building materials (USF 280 ml)			
Anchor rod	$d_0$ [mm]	$h_0$ [mm]	Number of fills
M8x130	10	80	41
M10x130	12	90	26
M10x170	12	130	18
M12x160	14	110	15
M16x190	18	125	8

Values are only for orientation

Consumption in perforated building materials (USF 280 ml)				
Msh sleeve	Anchor rod	$d_0$ [mm]	$h_0$ [mm]	Number of fills
USF 12x80	M8	12	85	17
USF 16x85	M8/M10	16	90	11
USF 16x130	M8/M10	16	135	6
USF 20x85	M12/M16	20	90	6
USF 20x130	M12/M16	20	135	4
USF 20x200	M12/M16	20	205	2

Values are only for orientation

## Product online



Order description	Content [ml]	PU [pieces]	Price/1 [EUR]	Article number	EAN
Mortar cartridge USF 280 ml 12VE	280	1		9571000280	4061245010557
<b>NEW</b> Multifix USF 420 ml	420	1		9571001420	4061245081007
Mixing nozzle USF	–	1		9570040141	4061245061900
Mixing extension 500 mm		1		8682900004	4061245081106

Order information: 2 mixing nozzles are included with each cartridge.

## Injection system Multifix USF Winter



### Included in delivery

- 1 mortar cartridge
- 1 mixing nozzle

Cross references	page
Anchor rod	52
Mesh sleeve	53
Cleaning brush	76
Blow-out pump	77
Cartridge applicator gun	75
Hammer drill SDS plus	67
Cordless hammer drill	65
Duster Expert SDS plus®	68



Watch the video now:  
[www.ejot.de/video/technik/chemical-anchors-en](http://www.ejot.de/video/technik/chemical-anchors-en)

### Application range

- > For installation in cracked concrete (option 1) and non-cracked concrete (option 7) (ETA-16/0107)
- > For installation in masonry (ETA-16/0089)
- > For installation in natural stone (without approval)
- > Approved for anchor rods M8, M10, M12, M16, M20, M24, M27, M30

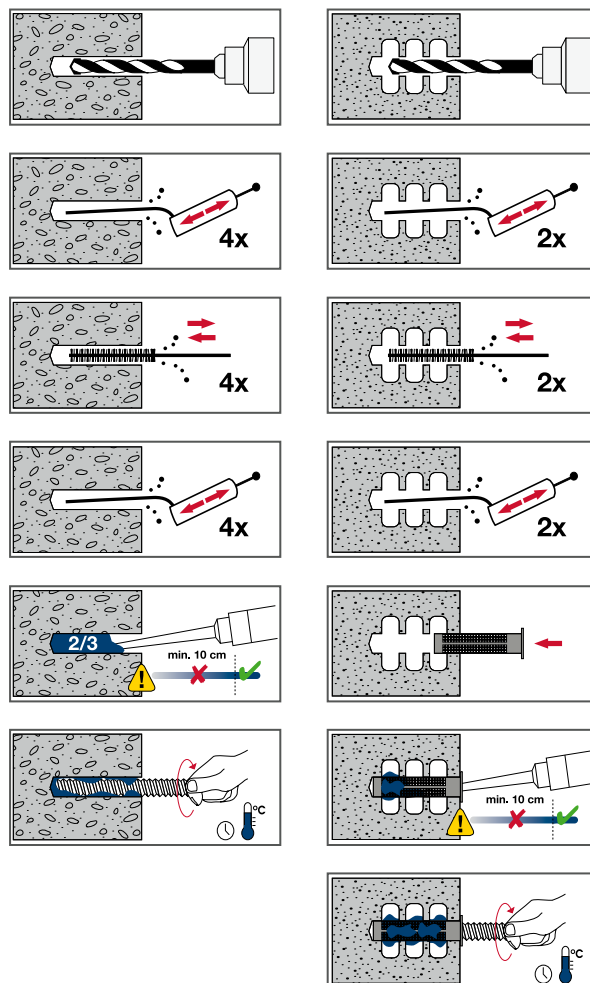
### Properties

- > Vinyl resin, styrene-free
- > Cartridge temperature may conform to the low outside temperature
- > Shorter curing times at low temperatures
- > Can be used in wet concrete and water-filled drill holes

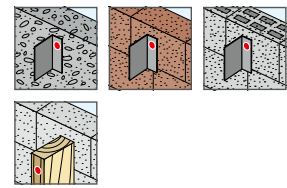
### Note

Please observe the corresponding approvals during planning and processing.

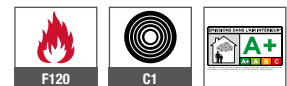
**The storage temperature must not permanently exceed 25 °C! Please store upright!**



### Applications



### Technical specifications




### Certifications



### Base materials

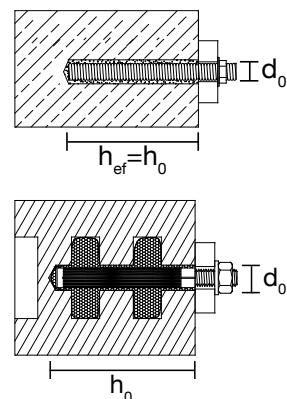
Approved for

- > Cracked concrete
- > Non-cracked concrete
- > Masonry



### Note:

Plastic bag must be cut open before processing!





Installation parameters			
Anchor rod	$d_0$ [mm]	$h_{ef} = h_0$ min-max [mm]	$T_{inst}$ concrete $\leq$ [Nm]
M8	10	60–160	10
M10	12	60–200	20
M12	14	70–240	40
M16	18	80–320	80
M20	24	90–400	120
M24	28	96–480	160
M27	32	108–540	180
M30	35	120–600	200

Installation parameters			
Ambient temperature [°C]	Processing time	Curing time in dry weather	Curing time in wet weather
-20*	1h 15'	24h	48h
$\geq -15$	55'	16h	32h
$\geq -10$	35'	10h	20h
$\geq -5$	20'	5h	10h
$\geq 0$	10'	2h 30'	5h
$\geq +5$	6'	1h 20'	2h 40'
10	6'	1h	2h

\*Min. cartridge temperature -20 °C

Consumption in solid building materials			
Anchor rod	$d_0$ [mm]	$h_0$ [mm]	Number of fills
M8x130	10	80	44
M10x130	12	90	27
M10x170	12	130	19
M12x160	14	110	16
M16x190	18	125	9

Values are only for orientation

Consumption in perforated building materials				
Msh sleeve	Anchor rod	$d_0$ [mm]	$h_0$ [mm]	Number of fills
USF 12x80	M8	12	85	17
USF 16x85	M8/M10	16	90	11
USF 16x130	M8/M10	16	135	6
USF 20x85	M12/M16	20	90	6
USF 20x130	M12/M16	20	135	4
USF 20x200	M12/M16	20	205	2

Values are only for orientation

### Product online



Order description	Content [ml]	PU [pieces]	Price/1 [EUR]	Article number	EAN
Mortar cartridge USF winter 300 ml 12VE	300	1		9571000300	4061245010540
Mixing nozzle USF	–	1		9570040141	4061245061900
Mixing extension 500 mm		1		8682900004	4061245081106

Order information: 2 mixing nozzles are included with each cartridge.

## Anchor rod AST / threaded rod



Cross references	page
Mortar cartridge USF	48
Mortar cartridge USF Winter	50
Mesh sleeve	53
Cleaning brush	76
Blow-out pump	77
Hammer drill SDS plus	67
Cordless hammer drill	65
Duster Expert SDS plus®	68

### Application range

- > For embedment in concrete and solid brick
- > For embedment in perforated brick in combination with mesh sleeve
- > Approved for polyester and vinyl ester composite mortar

### Technical specifications



### Properties of AST steel

- > Anchor rod: property class 5.8 or 8.8 acc. to EN ISO 898-1
- > Nut: property class 5 or 8 according to EN ISO 898-2
- > Washer: acc. to EN ISO 7089

### Properties of AST A4 stainless steel (1.4401 / 1.4571)

- > Anchor rod: EN 10088; property class 70 (A4-70) acc. to EN ISO 3506
- > Nut: EN 10088; property class 70 (A4-70) acc. to EN ISO 3506
- > Washer: acc. to EN 10088

### Note

To determine the characteristic load capacity in concrete, the approvals ETA-16/0107 and ETA-18/0861 have to be considered. To determine the characteristic load capacity in solid and perforated brick, approval ETA-16/0089 has to be considered.

### Technical specifications

Threads	Embedment depth in concrete ≥ [mm]	Embedment depth in solid brick ≥ [mm]	Drill-hole diameter ≥ [mm]
M8	60	80	10
M10	60	90	12
M12	70	100	14
M16	80	130	18

### Product online




Order description	Threads	Length [mm]	PU [pieces]	Price/100 piece [EUR]	Article number	EAN
<b>Anchor rod AST, zinc-plated steel</b>						
AST M10x130-V	M10	130	10		9570910130	4061245010588
AST M10x170-V	M10	170	10		9570910170	4061245010571
<b>Anchor rod AST, A4 stainless steel</b>						
AST M10x110-E	M10	110	10		9571910110	4061245061597
AST M10x130-E	M10	130	10		9571910130	4061245010472
AST M10x170-E	M10	170	10		9571910170	4061245010465

Further lengths upon request



## Mesh sleeve



### Application range

- > For embedment in perforated brick

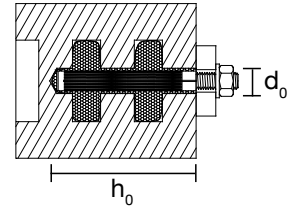
### Properties

- > Guarantees exact calibration of threaded rod

### Note

For planning and processing, please observe ETA-16/0089.

### Certifications



Cross references	page
Mortar cartridge USF	48
Mortar cartridge USF Winter	50
Anchor rod	52
Cleaning brush	76
Blow-out pump	77
Hammer drill SDS plus	67
Cordless hammer drill	65
Duster Expert SDS plus®	68

### Product online

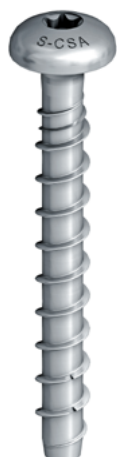


Order description	$d_0$ [mm]	$h_0$ [mm]	For threaded rod	PU [pieces]	Price/100 [EUR]	Article number	EAN
Mesh sleeve USF 16x85	16	85	M8 / M10	10		9571016085	4061245010526
Mesh sleeve USF 16x130	16	130	M8 / M10	10		9571016130	4061245010519

Further lengths upon  
request



## Concrete screw JC2-FR

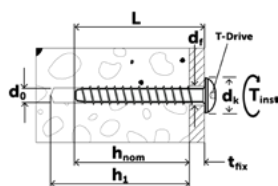


### Application range

- > Facade scaffolds
- > Temporary fastenings
- > Contact surfaces
- > Shelves
- > Cable racks
- > Hand rails
- > Battens

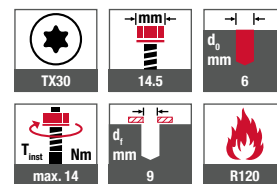
### Properties

- > Zinc-plated steel
- > Truss head, hexalobular drive
- > ETA-approved concrete screw for cracked and non-cracked concrete
- > Self-tapping approved screw anchor for push-trough installation
- > No expansion therefore small edge and centre distances possible
- > Completely removable
- > For dry indoor use



Cross references	page
Cleaning brush	76
Blow-out pump	77
Tool belt	73
Hammer drill SDS plus	67
Cordless hammer drill	65
Cordless impact screwdriver	64
Hexalobular TX30	70

### Technical specifications



### Certifications



### Base materials

- Approved for
- > Cracked concrete
  - > Non-cracked concrete
  - > Pre-stressed hollow core slab

Characteristic values	Admissible loads non-cracked concrete C20/25			Admissible loads cracked concrete C20/25	
	$h_{ef}$ [mm]	$N_{Rec}$ [kN]	$V_{Rec}$ [kN]	$N_{Rec}$ [kN]	$V_{Rec}$ [kN]
ETA-17/0835 – approval according to EAD 330232-00-0601 (option 1) for single fastening in concrete					
JC2-FR 6	42.5	4.5	5.6*	2.1	4.5
ETA-18/0221 – approval according to ETAG 001 part 6 for multiple fastening of non-structural systems in concrete					
JC2-FR 6	27.6/31.9	1.4/1.7	5.4*/5.4*	1.4/1.7	5.4*/5.4*

\*Failure case = steel failure

### Product online



Order description	L [mm]	$t_{fix}$ [mm]	$h_{nom}$ [mm]	$h_1$ [mm]	PU [pieces]	Price/100 [EUR]	Article number	EAN
ETA-17/0835 – approval according to EAD 330232-00-0601 (option 1) for single fastening in concrete								
Concrete screw JC2-FR 6x60/5/20	60	5	55	65	50		9650071549	4061245047812
ETA-18/0221 – approval according to ETAG 001 part 6 for multiple fastening of non-structural systems in concrete								
<b>NEW</b> Concrete screw JC2-FR-6x35/1	35	1	35	40	100		9650071543	4061245075723
Concrete screw JC2-FR-6x45/5	45	5	40	50	100		9650071545	4061245063102
Concrete screw JC2-FR 6x60/5/20	60	20	40	50	50		9650071549	4061245047812

## Concrete screw JC2-IT



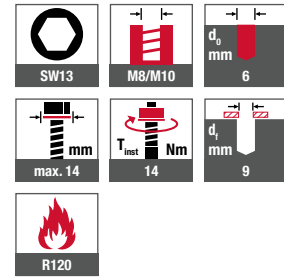
## Application range

- > Pipe brackets
- > Profile rails

## Properties

- > Zinc-plated steel
- > Hexagon head SW13 with internal thread M8/M10
- > ETA-approved concrete screw for cracked and non-cracked concrete
- > No expansion therefore small edge and centre distances possible
- > Completely removable
- > For dry indoor use

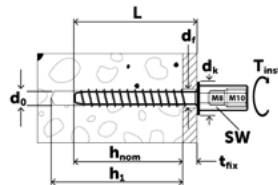
## Technical specifications



## Certifications



Cross references	page
Cleaning brush	76
Blow-out pump	77
Tool belt	73
Hammer drill SDS plus	67
Cordless hammer drill	65
Cordless impact screwdriver	64
Socket wrench insert SW13	71



## Base materials

- Approved for
- > Cracked concrete
  - > Non-cracked concrete
  - > Pre-stressed hollow core slab

## Characteristic values

Admissible loads  
non-cracked concrete C20/25Admissible loads  
cracked concrete C20/25

Typ	$h_{ef}$ [mm]	$N_{Rec}$ [kN]	$V_{Rec}$ [kN]	$N_{Rec}$ [kN]	$V_{Rec}$ [kN]
ETA-18/0221 – approval according to ETAG 001 part 6 for multiple fastening of non-structural systems in concrete					
JC2-IT 6	27.6/31.9	1.4/1.7	5.4*/5.4*	1.4/1.7	5.4*/5.4*

\*Failure case = steel failure

## Product online



Order description	L [mm]	$t_{fix}$ [mm]	$h_{nom}$ [mm]	$h_1$ [mm]	PU [pieces]	Price/100 [EUR]	Article number	EAN
ETA-18/0221 – approval according to ETAG 001 part 6 for multiple fastening of non-structural systems in concrete								
<b>NEW</b> Concrete screw JC2-IT 6x35 M8/M10x30	35	1	35	40	50		9650071513	4061245075716
Concrete screw JC2-IT 6x45 M8/M10x30	45	5	40	50	50		9650071514	4061245074146



## Concrete screw JC2-ST



Cross references	page
Cleaning brush	76
Blow-out pump	77
Tool belt	73
Hammer drill SDS plus	67
Cordless hammer drill	65
Cordless impact screwdriver	64
Hexalobular TX30	70

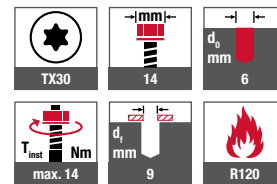
### Application range

- > Facade scaffolds
- > Temporary fastenings
- > Contact surfaces
- > Shelves
- > Cable racks
- > Hand rails
- > Battens

### Properties

- > Zinc-plated steel
- > Countersunk head, hexalobular drive
- > ETA-approved concrete screw for cracked and non-cracked concrete
- > Self-tapping approved screw anchor for push-trough installation
- > No expansion therefore small edge and centre distances possible
- > Completely removable
- > For dry indoor use

### Technical specifications

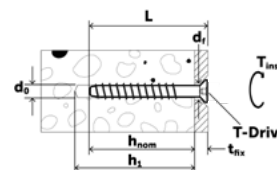


### Certifications



### Base materials

- Approved for
- > Cracked concrete
  - > Non-cracked concrete
  - > Pre-stressed hollow core slab



Characteristic values	Admissible loads non-cracked concrete C20/25			Admissible loads cracked concrete C20/25		
	Typ	$h_{ef}$ [mm]	$N_{Rec}$ [kN]	$V_{Rec}$ [kN]	$N_{Rec}$ [kN]	$V_{Rec}$ [kN]
<b>ETA-17/0835 – approval according to EAD 330232-00-0601 (option 1) for single fastening in concrete</b>						
JC2-ST 6		42.5	4.5	5.6*	2.1	4.5
<b>ETA-18/0221 – approval according to ETAG 001 part 6 for multiple fastening of non-structural systems in concrete</b>						
JC2-ST 6		27.6/31.9	1.4/1.7	5.4*/5.4*	1.4/1.7	5.4*/5.4*

\*Failure case = steel failure





## Product online



Order description	L [mm]	t <sub>fix</sub> [mm]	h <sub>nom</sub> [mm]	h <sub>1</sub> [mm]	PU [pieces]	Price/100 [EUR]	Article number	EAN
<b>ETA-17/0835 – approval according to EAD 330232-00-0601 (option 1) for single fastening in concrete</b>								
Concrete screw JC2-ST 6x60/5/20	60	5	55	65	100		9650071609	4061245005904
Concrete screw JC2-ST-6x80/25/40	80	25	55	65	100		9650071613	4061245074214
Concrete screw JC2-ST 6x100/45/60	100	45	55	65	50		9650071617	4061245005911
<b>NEW</b> Concrete screw JC2-ST 6x120/65/80	120	65	55	65	50		9650071619	4061245075709
<b>ETA-18/0221 – approval according to ETAG 001 part 6 for multiple fastening of non-structural systems in concrete</b>								
<b>NEW</b> Concrete screw JC2-ST 6x45/5/10	45	5	40	50	100		9650071605	4061245075686
<b>NEW</b> Concrete screw JC2-ST 6x50/10/15	50	10	40	50	100		9650071607	4061245075693
Concrete screw JC2-ST 6x60/5/20	60	5	40	50	100		9650071609	4061245005904
Concrete screw JC2-ST-6x80/25/40	80	40	40	50	100		9650071613	4061245074214
Concrete screw JC2-ST 6x100/45/60	100	60	40	50	50		9650071617	4061245005911

## Concrete screw JC2-KB



Cross references	page
Cleaning brush	76
Blow-out pump	77
Tool belt	73
Hammer drill SDS plus	67
Cordless hammer drill	65
Cordless impact screwdriver	64
Socket wrench insert SW11, SW13, SW15,	72
Hexalobular TX30	70

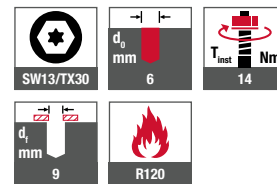
### Application range

- > Facade scaffolds
- > Temporary fastenings
- > Contact surfaces
- > Shelves
- > Cable racks
- > Hand rails
- > Battens

### Properties

- > Zinc-plated steel
- > Hexagon head hexagon socket and pressed-on washer
- > ETA-approved concrete screw for cracked and non-cracked concrete
- > Self-tapping approved screw anchor for push-trough installation
- > No expansion therefore small edge and centre distances possible
- > Completely removable
- > For dry indoor use

### Technical specifications

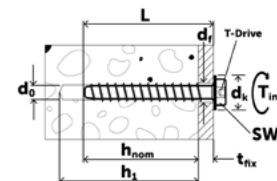


### Certifications



### Base materials

- Approved for
- > Cracked concrete
  - > Non-cracked concrete
  - > Pre-stressed hollow core slab



Characteristic values	Admissible loads non-cracked concrete C20/25			Admissible loads cracked concrete C20/25	
	$h_{ef}$ [mm]	$N_{Rec}$ [kN]	$V_{Rec}$ [kN]	$N_{Rec}$ [kN]	$V_{Rec}$ [kN]
ETA-17/0835 – approval according to EAD 330232-00-0601 (option 1) for single fastening in concrete					
JC2-KB 6	42.5	4.5	5.6*	2.1	4.5
ETA-18/0221 – approval according to ETAG 001 part 6 for multiple fastening of non-structural systems in concrete					
JC2-KB 6	27.6/31.9	1.4/1.7	5.4*/5.4*	1.4/1.7	5.4*/5.4*

\*Failure case = steel failure





## Product online



Order description	L [mm]	t <sub>fix</sub> [mm]	h <sub>nom</sub> [mm]	h <sub>1</sub> [mm]	PU [pieces]	Price/100 [EUR]	Article number	EAN
<b>ETA-17/0835 – approval according to EAD 330232-00-0601 (option 1) for single fastening in concrete</b>								
Concrete screw JC2-KB-6x60/5/20 SW13	60	5	55	65	100		9650071310	4061245051222
<b>ETA-18/0221 – approval according to ETAG 001 part 6 for multiple fastening of non-structural systems in concrete</b>								
Concrete screw JC2-KB-6x45/5 SW13	45	5	40	50	100		9650071306	4061245051208
Concrete screw JC2-KB-6x50/10 SW13	50	10	40	50	100		9650071308	4061245051215
Concrete screw JC2-KB-6x60/5/20 SW13	60	20	40	50	100		9650071310	4061245051222

## Concrete screw JC2-KB plus



### Application range

- > Facade scaffolds
- > Temporary fastenings
- > Contact surfaces
- > Shelves
- > Cable racks
- > Hand rails
- > Battens
- > Formworks


### Properties

- > Zinc-plated steel
- > Hexagon head with flange
- > ETA-approved concrete screw for cracked and non-cracked concrete
- > Self-tapping approved screw anchor for push-trough installation
- > No expansion therefore small edge and centre distances possible
- > For dry indoor use
- > Completely removable
- > Reusable according to Z-21.8-2141
- > Two embedment depths

### Cross references

Cross references	page
Cleaning brush	76
Blow-out pump	77
Tool belt	73
Hammer drill SDS plus	67
Cordless hammer drill	65
Cordless impact screwdriver	64
Socket wrench insert SW13, SW15, SW21	72

### Technical specifications

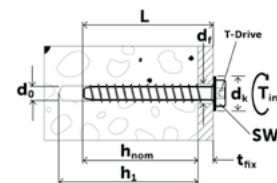


### Certifications



### Base materials

- Approved for
- > Cracked concrete
  - > Non-cracked concrete



Characteristic values						Admissible loads non-cracked concrete C20/25		Admissible loads cracked concrete C20/25	
Typ	$d_t$ [mm]	Drive [mm]	$d_0$ [mm]	$h_{ef}$ [mm]	$T_{inst}$ [Nm]	$N_{Rec}$ [kN]	$V_{Rec}$ [kN]	$N_{Rec}$ [kN]	$V_{Rec}$ [kN]
ETA-21/0020 – approval according to EAD 330232-00-0601 (option 1) for single fastening in concrete									
JC2-KB Plus 8	10.8-12.0	SW13	8	39.2/51.9	45	5.7/8.8	10.9*/12.3*	3.1/5.7	10.9*/12.3*
JC2-KB Plus 10	13.0-14.0	SW15	10	42.5/68.0	85	6.5/13.1	18.2*/20.1*	3.6/9.0	13.6/20.1*
JC2-KB Plus 14	17.0-18.0	SW21/SW24	14	49.3/91.8	100	7.1/20.0	26.8/37.1*	4.0/14.3	18.7/37.1*

\*Failure case = steel failure





## Product online



Order description	L [mm]	t <sub>fix</sub> [mm]	h <sub>nom</sub> [mm]	h <sub>1</sub> [mm]	PU [pieces]	Price/100 [EUR]	Article number	EAN
<b>ETA-21/0200 – approval according to EAD 330232-00-0601 (option 1) for single fastening in concrete</b>								
Betonschraube JC2-KB-PLUS-8x55/5 SW13*	55	5	50	60	50		9650071700	4061245074696
Betonschraube JC2-KB-PLUS-8x70/5/20 SW13*	70	5/20	50/65	60/75	50		9650071709	4061245074689
Betonschraube JC2-KB-PLUS-8x80/15/30 SW13*	80	15/30	50/65	60/75	50		9650071715	4061245074672
Betonschraube JC2-KB-PLUS-8x90/25/40 SW13*	90	25/40	50/65	60/75	50		9650071721	4061245074665
Betonschraube JC2-KB-PLUS-8x100/35/50 SW13*	100	35/50	50/65	60/75	50		9650071724	4061245074658
Betonschraube JC2-KB-PLUS-8x120/55/70 SW13*	120	55/70	50/65	60/75	25		9650071730	4061245074641
Betonschraube JC2-KB-PLUS-8x140/75/90 SW13*	140	75/90	50/65	60/75	25		9650071736	4061245074702
Betonschraube JC2-KB-PLUS-10x60/5 SW15*	60	5	55	65	25		9650071744	4061245074719
Betonschraube JC2-KB-PLUS-10x70/15 SW15*	70	15	55	65	25		9650071750	4061245074726
Betonschraube JC2-KB-PLUS-10x80/25 SW15*	80	25	55	65	25		9650071756	4061245074795
Betonschraube JC2-KB-PLUS-10x90/5/35 SW15*	90	5/35	55/85	65/95	25		9650071762	4061245074733
Betonschraube JC2-KB-PLUS-10x100/15/45 SW15*	100	15/45	55/85	65/95	25		9650071765	4061245074740
Betonschraube JC2-KB-PLUS-10x120/35/65 SW15*	120	35/65	55/85	65/95	25		9650071771	4061245074757
Betonschraube JC2-KB-PLUS-10x140/55/85 SW15*	140	55/85	55/85	65/95	25		9650071777	4061245074764
Betonschraube JC2-KB-PLUS-10x160/75/105 SW15*	160	75/105	55/85	65/95	25		9650071783	4061245074771
Concrete screw JC2-KB Plus-14x75/10 SW21	75	10	65	75	20		9650071785	4061245074900
Concrete screw JC2-KB Plus-14x100/35 SW21	100	35	65	75	10		9650071811	4061245074917
Concrete screw JC2-KB Plus-14x130/15/65 SW21	130	15/65	65/115	75/125	10		9650071826	4061245074924
Concrete screw JC2-KB Plus-14x150/35/85 SW21	150	35/85	65/115	75/125	10		9650071839	4061245074931

\*Not part of the Z-21.8-2141

# Machinery Spare Parts Tools



## Cordless screwdriver ASCS 18 QM Select



### Included in delivery

- 1 ASCM 18 QM Select  
(without battery pack or battery charger)
- 1 handle
- 1 removable full metal drill chuck
- 1 plastic tool case

### Application range

- > Powerful cordless screwgun
- > Lightweight and extremely high endurance (18V/4Ah)

### Properties

- > 4-gear full metal gear unit
- > Brushless FEIN PowerDrive motor with 30% higher degree of efficiency
- > Lithium-Ion battery with FEIN SafetyCell Technology. Protects the battery and tool from overload, overheating and total discharge
- > Removable full metal drill chuck / bit holder
- > Electronic torque adjustment
- > Motor and electronics are completely protected from dust
- > Fastens 10 x 400 mm screws without pre-drilling in wood
- > High torques up to 90 Nm
- > Hard-metal clamping jaws hold round drill shafts extremely reliable

### Technical specifications

Battery voltage	18 V
Motor	brushless
Gear	4-gear
Idle speed	400 / 800 / 1950 / 3850 rpm
Max. torque (hard/soft)	90/45 Nm
Torque levels	15 + 1
Drill chuck clamping range	1.5 – 13 mm
Screw	10 x 400 mm
Drill Ø timber	50 mm
Drill Ø steel	13 mm
Battery pack	not included in delivery

### 3-year FEIN PLUS

#### Warranty

including battery and charger  
(if registered online)

### Product online



Order description	PU [pieces]	Price/1 [EUR]	Article number	EAN
Cordless screwdriver ASCS 18 QM Select	1		9150340000	4014586887340
<b>Accessories</b>				
Bit holder ASCM 18 QM	1		9150340001	4014586404820
Socket adapter ASCM 18 QM	1		9150340002	4014586404844

## Cordless impact screwdriver ASCD 18-300 W2 Select



### Included in delivery

- 1 ASCD 18-300 W2 Select  
(without battery pack or battery charger)
- 1 belt clip
- 1 bit holder
- 1 plastic tool case

### Application range

- > For the use of concrete screws (JC2, JBS-R and frame anchor)

### Properties

- > Brushless FEIN PowerDrive motor with 30% higher degree of efficiency and long service life
- > Electronic 6-stage torque setting prevents screw heads from being torn off
- > 10% more torque in reverse running to loosen screws which are extremely tight.
- > MultiVolt interface. Cordless tool can be operated with all FEIN Li-ion batteries (12-18 V)
- > 1/2 in square for holding sockets. Robust solid metal impact gear
- > Metric screws up to M18 (8.8). Contact guard on gearbox head
- > Compact design
- > One charger for all FEIN Li-ion batteries of all voltage classes  
The battery charge can be read off the battery
- > FEIN SafetyCell technology. Protects the battery and tool from overload, overheating and total discharge

### 3-year FEIN PLUS

#### Warranty

including battery and charger  
(if registered online)

### Technical specifications

Battery voltage	18 V
Motor	brushless
Idle speed	0–1700 rpm
Impacts	0–3400 rpm
Max. torque	290 Nm
Torque levels	6
Tool holder	1/2" external square
max. metric screw	M18 (8.8)
max.Ø wood screw	8 x 300 mm
Weight without battery	1.00 kg
Battery pack	not included in delivery

### Product online



Order description	PU [pieces]	Price/1 [EUR]	Article number	EAN
Cordless impact screwdriver ASCD 18-300 W2 Select	1		9150330000	4014586887425

## Cordless hammer drill ABH 18 Select



### Included in delivery

- 1 ABH 18 Select  
(without battery pack or battery charger)
- 1 handle
- 1 depth stop
- 1 plastic tool case

### Application range

- > For drilling up to 20 mm in concrete Diameter

### Properties

- > Rapid work progress thanks to brushless motor with high impact energy
- > Fatigue-free working thanks to compact design and few vibrations
- > Protection for the user and tool by means of safety clutch and overload protection
- > Combination hammer with three functions: hammer drilling, drilling and chiselling
- > Brushless motor with 30% higher efficiency and long service life
- > 100 holes (10 x 75 mm) possible with one battery charge (6 Ah)
- > Setting of 68 mm socket holes with drill bit in masonry possible
- > The optional drilling dust nozzle means that little dust is produced
- > Low-vibration working at just 12 m/s<sup>2</sup>
- > FEIN SafetyCell technology. Protects the battery and tool from overload, overheating and total discharge
- > The battery charge can be read off the battery

### Technical specifications

Battery voltage	18 V
Motor	brushless
Idle speed	0 - 1200 rpm
Impacts	0 - 4400 rpm
impact energy	2.0 J
Tool holder	SDS-plus
Drill Ø concrete	20 mm
Drill Ø masonry	68 mm
Drill Ø steel	13 mm
Drill Ø timber	22 mm
Weight without battery	2.30 kg
Battery pack	not included in delivery

### 3-year FEIN PLUS

#### Warranty

including battery and charger  
(if registered online)

### Product online



Order description	PU [pieces]	Price/1 [EUR]	Article number	EAN
Cordless hammer drill ABH 18 Select	1		9150320000	4014586889214

## Universal drill SDS plus®



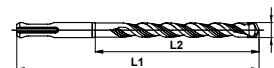
### Application range

- > Materials for **rotary drilling**

### Properties

- > Drill bit specially designed for use in masonry
- > Extremely sharp, specially ground carbide-metal plate
- > For rotary drilling – no impact drilling possible - thanks to special SDS-plus retainer
- > Significantly higher anchor performance possible due to the precise and clean drill hole

### Technical specifications



### Product online



Order description	D [mm]	L1 [mm]	L2 [mm]	PU [pieces]	Price/1 [EUR]	Article number	EAN
Universal drill SDS-plus 10/160	10	160	100	1		9200000063	4061245021034
Universal drill SDS-plus 10/260	10	260	200	1		9200000064	4061245021041

## Hammer drill SDS plus®



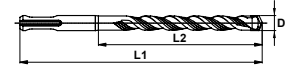
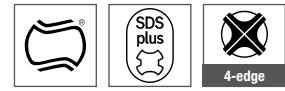
### Application range

- > For masonry, concrete, natural stone, artificial stone etc.

### Benefits

- > Long service life
- > Centering point for easy, pinpoint drilling
- > Short spiral starts for optimized drill dust transport
- > Radially shaped reinforcement protection against hooking in case of reinforcement hits
- > 4x4 design allows precise concentricity and minimizes wear and friction losses
- > High-quality hardened and tempered steel for the toughest applications

### Technical specifications



### Product online



Order description	D [mm]	L1 [mm]	L2 [mm]	PU [pieces]	Price/1 [EUR]	Article number	EAN
<b>4 edges</b>							
4-edge SDS-plus 5x160	5.0	160	100	1		9270005160	4061245080208
4-edge SDS-plus 5x260	5.0	260	200	1		9270005060	4061245080314
4-edge SDS-plus 5x410	5.0	410	350	1		9270005350	4061245080239
4-edge SDS-plus 6x160	6.0	160	100	1		9270006160	4061245080253
4-edge SDS-plus 6x260	6.0	260	200	1		9270006260	4061245080277
4-edge SDS-plus 8x160	8.0	160	100	1		9270008160	4061245080284
4-edge SDS-plus 8x260	8.0	260	200	1		9270008260	4061245080307
4-edge SDS-plus 8x360	8.0	360	300	1		9270008360	4061245080338
4-edge SDS-plus 8x600	8.0	600	540	1		9270008600	4061245080369
4-edge SDS-plus 10x160	10.0	160	100	1		9270010160	4061245080376
4-edge SDS-plus 10x260	10.0	260	200	1		9270010260	4061245080390
4-edge SDS-plus 10x360	10.0	360	300	1		9270010360	4061245081137
4-edge SDS-plus 10x460	10.0	460	400	1		9270010460	4061245080406
4-edge SDS-plus 12x160	12.0	160	100	1		9270012160	4061245081144
4-edge SDS-plus 12x260	12.0	260	200	1		9270012260	4061245081151
4-edge SDS-plus 14x160	14.0	160	100	1		9270014160	4061245081175
4-edge SDS-plus 14x310	14.0	310	250	1		9270014310	4061245081267
4-edge SDS-plus 16x260	16.0	260	200	1		9270016260	4061245081212

Further lengths upon request



## Duster Expert SDS plus®



### Application range

- > Concrete
- > Gas concrete
- > Granite
- > Sand-lime brick
- > Clinker brick
- > Aerated concrete
- > Marble
- > Masonry
- > Stone

### Properties

- > Anti-dust drill bit for drilling and cleaning in one step

### Benefits

- > Dust is removed directly in the drill hole
- > Simple usage and reliable anchor installation: Removes dust almost completely - subsequent cleaning of the drill hole is redundant
- > Cheap solution for the end user: Saves time during drill hole and / or environment cleaning
- > Same robustness and comparable performance as a standard drill
- > Universal and flexible usage with SDS-plus hammers and commercial vacuum cleaners

### Recommended performance features for vacuum cleaners

- > Industrial vacuum cleaner class M
- > Hose length up to 5 m
- > Performance P ≥ 1,400 W
- > Volume flow rate v ≥ 40 l/sec
- > Reduced pressure p ≥ 230 mbar
- > Automatic filter cleaning

### Technical specifications



### Product online



Order description	Diameter [mm]	Width [mm]	Length [mm]	PU [pieces]	Price/1 [EUR]	Article number	EAN
Duster Expert SDS-plus 8x270	8.0	150	270	1		9250815270	4010159289702
Duster Expert SDS-plus 10x270	10.0	150	270	1		9251015270	4010159289719
Duster Expert SDS-plus 12x320	12.0	200	320	1		9251220320	4010159287838
Duster Expert SDS-plus 14x370	14.0	250	370	1		9251425370	4010159287845
Duster Expert SDS-plus 16x370	16.0	250	370	1		9251625370	4010159287869
Duster Expert SDS-plus 20x370	20.0	250	370	1		9252025370	4010159287883

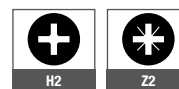
## Bit cross recess



### Application range

- > For use in the flat roof area
- > For use in the window and Glass Facade area

### Technical specifications




Order description	Drive and Size	Length [mm]	PU [pieces]	Price/1 [EUR]	Article number	EAN
<b>Drive: 1/4" hexagon DIN/ISO 1173 - form C 6.3</b>						
PH2-1/4"/Cx25	H2	25	1		9250474000	4050623100232
PZ2-1/4"/Cx25	Z2	25	1		9250473000	4061245054254
<b>Drive: 1/4" hexagon DIN/ISO 1173 - form E 6.3</b>						
PH2-1/4"/Ex50	H2	50	1		9250709000	4050623102281
PH2-1/4"/Ex200	H2	200	1		9200000200	4061245021058
PH2-1/4"/Ex350	H2	350	1		9200000350	4061245021065
<b>Drive: threaded connection M6</b>						
PH2-M6x35	H2	35	1		9250612000	4061245021027

### Product online





## Bit hexalobular TX



### Application range

> For fastening of all EJOT fasteners with drive hexalobular TX

### Technical specifications



### Product online



Order description	Drive and Size	Length [mm]	PU [pieces]	Price/1 [EUR]	Article number	EAN
<b>Drive: 1/4" hexagon DIN/ISO 1173 - E 6.3</b>						
TX20-1/4"/Cx25	TX20	25	1		9150010000	4050623100553
TX20W-1/4"/Cx25*	TX20W	25	1		9150008000	4050623100744
TX25-1/4"/Cx25	TX25	25	1		9150009000	4061245021072
TX25W-1/4"/Cx25*	TX25W	25	1		9150003000	4061245021102
TX30-1/4"/Cx25	TX30	25	1		9250431000	4050623100584
TX30W-1/4"/Cx25*	TX30W	25	1		9250431002	4050623100775
TX40-1/4"/Cx25	TX40	25	1		9250480000	4050623100591
<b>Drive: 1/4" hexagon DIN/ISO 1173 - E 6.3</b>						
TX25HF-1/4"/Ex50**	TX25	50	1		9506008401	4013288106926
TX30-1/4"/Ex50	TX30	50	1		9250431001	4050623102670
TX30-1/4"/Ex200	TX30	200	1		9253014200	4039161010975
TX30-1/4"/Ex350	TX30	350	1		9253014350	4061245021096
<b>Drive: threaded connection M 6</b>						
TX25-M6x33	TX25	33	1		9250251425	4061245021089
TX30-M6x33	TX30	33	1		9250251430	4050623103936

\* Special bit: conical design for force fit at screw head of painted screws

\*\*Bit with holding function for unpainted screws

## Socket wrench insert



### Application range

- > For fastening of all EJOT fasteners with hexagon head

### Properties

- > Clamping spring with ball
- > Secure fit of the screw

### Technical specifications



Order description	Drive and Size	Length [mm]	PU [pieces]	Price/1 [EUR]	Article number	EAN
<b>Drive: 1/4" hexagon DIN/ISO 1173 - E 6.3</b>						
K-SW7-1/4"x50 with ball and flat spiral spring	SW7	50	1		9250705106	4061245019987
K-SW8-1/4"x50 with ball and flat spiral spring	SW8	50	1		9250705104	4061245020006
K-SW3/8"-1/4"x50 with ball and flat spiral spring	SW3/8"	50	1		9250705105	4061245019994
K-SW10-1/4"x50 with ball and flat spiral spring	SW10	50	1		9250705102	4061245020020
K-SW13-1/4"x50 with ball and flat spiral spring	SW13	50	1		9250705103	4061245020013
S-SW17-1/4"x65	SW17	65	1		9250705107	4061245021119

### Product online



## Socket wrenches



### Application range

- > For the installation of through bolts, LIEBIG® SUPERPLUS anchors and LIEBIG® safety anchors with hexagonal drive
- > For use with torque wrench
- > For use with impact wrench

### Technical specifications



### Cross references

	page
Torque wrench 1/2"	73
Cordless impact screw driver ASCD	64

### Product online



Order description	Drive and Size	Length [mm]	PU [pieces]	Price/1 [EUR]	Article number	EAN
<b>Drive: 1/2" square</b>						
Nut socket S-SW13-1/2"x78	SW13	78	1		9250072062	4050623702849
Nut socket S-SW15-1/2"x78	SW15	78	1		9250172028	4050623702863
Nut socket S-SW17-1/2"x78	SW17	78	1		9250072065	4050623702887
Nut socket S-SW19-1/2"x78	SW19	78	1		9250072067	4050623702900
Nut socket S-SW22-1/2"x78	SW22	78	1		9250072069	4050623702924
Nut socket S-SW24-1/2"x78	SW24	78	1		9250072070	4050623702931
Nut socket S-SW27-1/2"x78	SW27	78	1		9250072071	4050623702948
Nut socket S-SW30-1/2"x78	SW30	78	1		9250172032	4050623702955
Nut socket S-SW32-1/2"x78	SW32	78	1		9250172033	4050623702962
Nut socket S-SW36-1/2"x78	SW36	78	1		9250172072	4050623702979
Socket wrench TX30-1/2"x35	TX30	35	1		8682900001	4061245082073
Socket wrench TX40-1/2"x35	TX40	35	1		8682900002	4061245082080

## Torque wrench 1/2" 10-50 Nm



### Properties

- > Automatically triggered
- > With audible and tactile clicks when reaching the scale values
- > Robust design with reversible ratchet
- > For clockwise tightening
- > With ergonomic 2-component handle
- > Trigger accuracy  $\pm 3\%$  according to DIN EN ISO 6789-1:2017-07

### Technical specifications

Length	360 mm
Drive square	1/2"
Area of operation	10 – 50 Nm
Model	Click-Torque C1
Scale division	0.25 Nm

### Cross references

Cross references	page
Socket wrench	72

Order description	PU [pieces]	Price/1 [EUR]	Article number	EAN
Torque wrench 1/2" 10-50 Nm	1		9250580858	4013288193216

### Product online



## Tool belt



### Application range

- > For ergonomic installation of two-part insulation support anchors DH, facade anchors and through bolts

### Properties

- > Can take up to 50 insulation support anchors DH



Order description	PU [pieces]	Price/1 [EUR]	Article number	EAN
Tool belt	1		915000001	4061245020457

### Product online



## Installation tool for through bolts



Cross references	page
BA-V Plus	32
BA-E Plus	34

### Application range

- > For the reliable installation of through bolts BA Plus

### Technical specifications




### Product online



Order description	PU [pieces]	Price/1 [EUR]	Article number	EAN
Installation tool for through bolts M6 - M10	1		9650079020	4061245001791
Installation tool for through bolts M12 - M20	1		9650079021	4061245001784

## Installation tool for drop-in anchors



Cross references	page
Drop-in anchor LAL+	27

### Application range

- > For hole drilling
- > For fast and reliable installation of drop-in anchors

### Technical specifications



### Properties

- > Weight-optimised design
- > Optimised 4-cutting edge geometry

### Note

The use of specially developed setting tools is highly recommended for installing drop-in anchors. Drop-in anchors cannot be tightened by a screw or bolt! If makeshift tools instead of professional setting tools are used to install anchors, the thread can be damaged and this causes problems during installation.

### Product online



Order description	PU [pieces]	Price/1 [EUR]	Article number	EAN
Installation tool for drop-in anchors 8x30	1		9160000830	4014496053330
Installation tool for drop-in anchors 10x40	1		9160001040	4014496053354
<b>Accessories</b>				
Drill bit with depth stop 8x30	1		9160105941	4014496053347
Drill bit with depth stop 10x40	1		9160105949	4014496053361

**NEW** Applicator gun AP 420 ml**Application range**

- > For Multifix USF 420 ml
- > For Multifix PSF+ 420 ml

**Note**

Depending on the temperature, mortar cartridges require higher contact forces (~ 1 kN) than e.g. silicone cartridges. These applicator guns feature an appropriate transmission ratio.

**Cross references** **page**

Mortar cartridge USF 420 ml 48

Order description	PU [pieces]	Price/1 [EUR]	Article number	EAN
Applicator gun AP 420 ml	1		9570010380	4061245091808

**Product online**

## Applicator gun Side by Side AP 345ml

**Application range**

- > For Multifix USF 280 ml
- > For Multifix USF Winter 300 ml
- > For Multifix PSF+ 420 ml
- > For pressing-out of other various cartridges 280 / 300 ml (e.g. silicone)

**Cross references** **page**

Mortar cartridge USF 280 ml 48  
Mortar cartridge USF Winter 50

**Properties**

- > Additional pressing-out cylinder can be used to read the cartridge scale

**Note**

Depending on the temperature, mortar cartridges require higher contact forces (~ 1 kN) than e.g. silicone cartridges. These applicator guns feature an appropriate transmission ratio.

Order description	PU [pieces]	Price/1 [EUR]	Article number	EAN
Applicator gun Side by Side AP 345ml	1		9570010345	4001990541951

**Product online**

## Cleaning brush



### Application range

- > For cleaning the drill hole in concrete and masonry

### Benefits

- > Easy to use
- > High cleaning effect
- > Robust design

### Technical specifications

Total length of brush	340 mm
Length of brush head	85 mm

### Product online



Order description	Diameter Brush head [mm]	For drill hole diameter [mm]	PU [pieces]	Price/1 [EUR]	Article number	EAN
Cleaning brush 6	6	4	1		9150300006	4260033893055
Cleaning brush 8	8	6	1		9150300008	4260033893062
Cleaning brush 10	10	8	1		9150300010	4260033893079
Cleaning brush 12	12	10	1		9150300012	4260033893086
Cleaning brush 14	14	12	1		9150300014	4039161019091
Cleaning brush 16	16	14	1		9150300016	4260033893109
Cleaning brush 18	18	16	1		9150300018	4039161019107
Cleaning brush 20	20	18	1		9150300020	4260033893123



## Blow-out pump



### Application range

- > For cleaning the drill hole in concrete and masonry

### Benefits

- > Easy to use
- > High cleaning effect
- > Universal purpose

Order description	PU [pieces]	Price/1 [EUR]	Article number	EAN
Blow-out pump 6 mm	1		9150300001	4061245020433
Blow-out pump from 8 mm on	1		9150300000	4039161019084

### Product online



## Corrosion protection spray



### Application range

- > To protect zinc-plated facade anchor screws from moisture and driving rain

### Properties

- > Permanently elastic protection from moisture and driving rain
- > Can be sprayed upside-down and reaches otherwise inaccessible corners and edges that are especially susceptible to corrosion
- > Fast-drying and non-dripping when applied evenly

### Instructions for using galvanic zinc-plated facade anchor screws (excerpt from ETA-10/0305)

The special screw made of galvanic zinc-plated steel may also be used outside, after careful installation and if the area of the screw head is protected against moisture and driving rain in such a way that no moisture can enter the anchor shaft. This requires facade cladding or a rain screen fixed in front of the screw head and the screw head has to be coated with a soft-plastic, permanently elastic, bitumen oil combination coat (e.g. car underbody coating or cavity protection).

Order description	Content [ml]	PU [pieces]	Price/1 [EUR]	Article number	EAN
Corrosion protection spray	500	1		8200020100	4008153740343

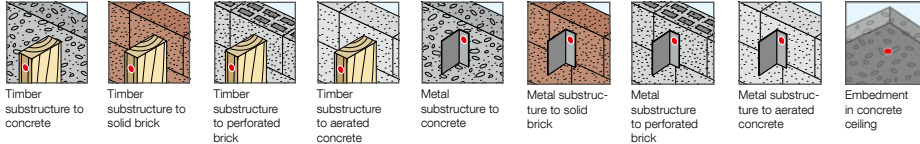
### Product online



# Product and note charts

## Applications

### Anchoring Technology



## Technical data | Certifications | Other

### Technical specifications

 DC $t_1 + t_2$ 1.0 + 1.0	 DC $t_1$ 1.0	 DC $t_2$ 1.0	 1/min max. 1,800		 $t_{cl}$ 0 - 4	 16	 7.5	 12.0	 12.0	 12.0	 12.0
Drilling capacity $t_1 + t_2$	Drilling capacity $t_1$	Drilling capacity $t_2$	Installation rotation speed	Screw with swarf-reducing point	Clamping thickness screw	diameter Hexagon head	diameter Countersunk head	diameter Countersunk head with flange	diameter Pan head	diameter LT Pan head	diameter LT Pan head with cutting ring
 12.0	 12.0	 2.0	 13	 13	 13	 13	 4.8	 4.8	 4.8	 4.8	 4.8
diameter Truss head	diameter cylinder head	Height hexagon head	Height LT pan head	Height LT pan head with cutting ring	Height truss head	Height flat head	Screw diameter with Hexagon head	Screw diameter with countersunk head	Screw diameter with STS countersunk head	Screw diameter with pan head	Screw diameter with LT pan head
 4.8	 4.8	 4.8			 13	 5	 6.3	 5	 13	 13	 9.5
Screw diameter with LT pan head with cutting ring	Screw diameter with truss head	Screw diameter with flat head	End mill	Wing drill screw	Flange head diameter	Undercut	High thread diameter	Length non-threaded part Hexagon head screw	Length non-threaded part LT-X pan head screw	Length non-threaded part LT-X pan head screw	Diameter rivet setting head
 1.5	 2.7	 4.8	 $d_h$ 4.9	 TX white	 XT	 13	 8.0	 50	 $t_{cl}$ 15	 M12	 M8
Height rivet setting head	Diameter rivet setting mandrel	Diameter rivet shaft	Drill hole diameter rivet	Push-on cap	Centring grommet	Effective shaft length	Flat roofing anchor diameter	Flat roof stress plate diameter	Clamp thickness metal anchor	Set screw diameter	Internal thread diameter
 10	 8.0	 90	 8.0	 8.0	 $T_{inst}$ 60	 SDS plus	 4-edge	 [Manufacturer]	 E16	 H2	 H2
Threaded sleeve external diameter	Insulation support anchor shaft diameter	Insulation support anchor washer diameter	Nylon anchor diameter	Metal anchor diameter	Tightening torque	Drive SDS plus*	Drill with 4-cutting edge geometry	PGM Masonry Drill Bit Certification Board	Sealing washer size and material	Drive cross recess H	Drive external cross recess H
 Z2	 Z2	 5	 5	 Triangular	 SW8	 SW8	 SW13/TX40	 TX25	 TX25	 $d_{nom}$ 10	 $d_h$ 10
Drive cross recess Z	Drive external cross recess Z	Drive internal square	Drive external square	drive external triangular	Drive external hexagon	Drive internal hexagon	Drive external hexagon/hex-alobular	Drive hexalobular	Drive external hexalobular	Nominal drill diameter	Drill hole diameter
 $h_1$ 10	 $t$ 10	 $h_{nom}$ $\geq 70$	 $h_{ef}$ $\geq 50$	 $h_v$ $\geq 70$	 $d_t$ 10			 ETB	 RC2		
Drill hole depth	Drill hole depth	Nominal embedment depth	Effective anchorage depth	Embedment depth	Through hole component I	Slip resistance due to telescopic system	Slip resistance through support	Checked fastening element acc. to ETB guideline	Resistance class of burglar-resistant components	Waterproof	Protect from moisture
 ROSTFREI STAINLESS STEEL			 Werte ermittelt durch das Passivhaus Institut	 A1	 F120	 F-resistant	 C2	 C 1000	 CLIMADUR	 EJO GUARD	 EJO GUARD+
Stainless steel material	Suitable for high-strength substructures	Also available as painted version	Values determined by the Passivhaus Institute	Fire performance class according to European standard and DIN	Fire rating according to DIN 4102-2	Fire resistant	Suitability according to seismic performance category	Coating C 1000	Coating CLIMADUR	Coating EJO GUARD	EJO GUARD+ coating

**Certifications**



ETA-10/0200  
European  
Technical  
Assessment



Z-14.4-426  
National technical approval  
abZ



Z-21.2-2122  
General construction  
technique  
permit aBG



P-BWU02-168012  
National test  
certificate abP



FM Approval  
product  
certification by  
FM Global



Environmental  
Product Decla-  
ration EPD



ift  
Test report no.  
509 201077/1+2  
ift Rosenheim  
test report



Emission cate-  
gory according  
to French VOC  
directive



International  
Code Council  
Evaluation  
Service



LEED-  
TESTED

**Other**



Cross reference  
to previous  
page



Cross reference  
to next page

**EJOT SE & Co. KG**

**Market Unit Construction**

In der Stockwiese 35

57334 Bad Laasphe · Germany

T +49 2752 908-0

F +49 2752 908-731

[construction@ejot.com](mailto:construction@ejot.com)

[www.ejot.com/construction](http://www.ejot.com/construction)