

CERTIFICATE

Certified Passive House Component

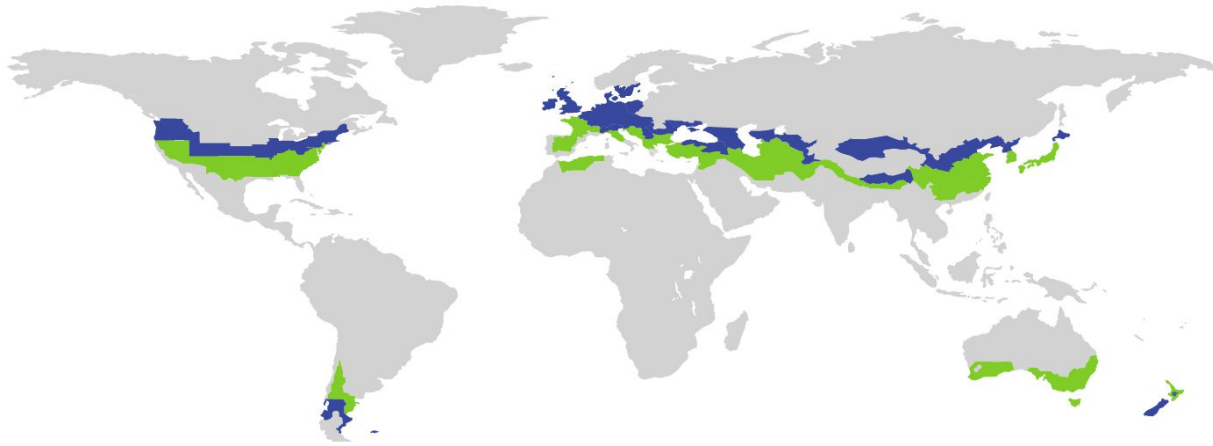
ID: 1792fp03 valid until 31. December 2023

Passive House Institute

Dr. Wolfgang Feist

64342 Darmstadt

GERMANY



Category **Fall protection**
Manufacturer **EJOT SE & Co. KG, Market Unit Construction**
57334 Bad Laasphe
GERMANY
Product name **ISO-Corner**

This certificate was awarded based on the following criteria for the climate zone

Hygiene criterion

The minimum temperature factor of the interior surfaces is

$$f_{R_{si} = 0,25 \text{ m}^2\text{K/W}} \geq 0.70$$

Efficiency criterion

The thermal bridge coefficient is

$$\Delta_U \leq 0.01 \text{ W}/(\text{m}^2\text{K})$$




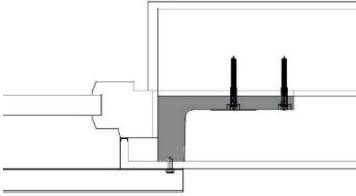

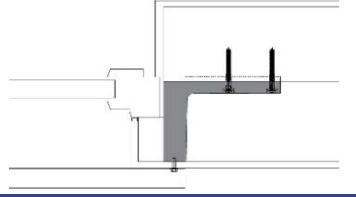

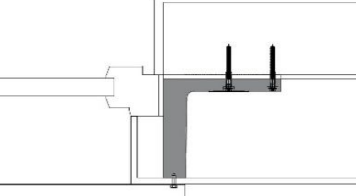
cool, temperate climate



**CERTIFIED
COMPONENT**

Passive House Institute

Determined values

ISO-Corner (140 mm)		Representation	
	Insulation thickness [mm]	140	
	X Bracket [W/K]	0.0061	
	Thermal bridge coefficient surcharge Δ_U [W/(m ² K)]	0.01	
	Amount brackets [-]	4.00	
ISO-Corner (200 mm)		Representation	
	Insulation thickness [mm]	200	
	X Bracket [W/K]	0.0032	
	Thermal bridge coefficient surcharge Δ_U [W/(m ² K)]	0.005	
	Amount brackets [-]	4.00	
ISO-Corner (240 mm)		Representation	
	Insulation thickness [mm]	240	
	X Bracket [W/K]	0.0039	
	Thermal bridge coefficient surcharge Δ_U [W/(m ² K)]	0.006	
	Amount brackets [-]	4.00	

Specifications

The calculation is based on a floor-to-ceiling-window with a width of 1.10 m and a height of 2.20 m and consequently an area of 2.42 m². The point thermal bridge heat loss coefficient takes into account the number of mounting brackets and is converted into a U-value supplement. This supplement varies with window dimensions and number of mounting brackets.

Product description

EJOT Iso Corner is a mounting bracket for the approved mounting of attachments to ETICS systems. Due to its continuous polyurethane rigid foam, it contributes to the reduction of thermal bridges. It is installed using a coordinated set of anchors, as well as a EJOT Delta PT 100 screw for the attachment of the component into the support structure. Other applications: railings, folding and sliding shutters, brackets, e. g. for air conditioning units.

Note

The calculations are carried out in the same way as for the window installation systems. If the product is designed for specific mounting systems, it is possible to deviate from the reference situation in order to take into account any existing components (exterior plaster, adhesive layer, facade cladding, mounting brackets etc.). The thickness and thermal conductivity of the insulation layer correspond to the reference specification of the respective climate. The prerequisite for certification is the possibility of mounting the window frame in the insulation layer extending the insulation over the frame. The point thermal bridge heat loss coefficients of the mounting elements are determined by means of 3D heat flow simulation. The certificate shows the number of elements required and the resulting thermal bridge heat loss coefficient for the entire element. The influences of all necessary fasteners, as well as those of the guard-railings, are taken into account.

Calculations and boundary conditions according to the criteria and algorithms "Certified Passive House Component - Shading and window mounting systems, Version 2.1"